



**WARNING** Before playing this game, read the Xbox 360® Instruction Manual and any peripheral manuals for important safety and health information. Keep all manuals for future reference. For replacement manuals, see [www.xbox.com/support](http://www.xbox.com/support) or call Xbox Customer Support.

## Important Health Warning About Playing Video Games

### Photosensitive seizures

A very small percentage of people may experience a seizure when exposed to certain visual images, including flashing lights or patterns that may appear in video games. Even people who have no history of seizures or epilepsy may have an undiagnosed condition that can cause these “photosensitive epileptic seizures” while watching video games.

These seizures may have a variety of symptoms, including lightheadedness, altered vision, eye or face twitching, jerking or shaking of arms or legs, disorientation, confusion, or momentary loss of awareness. Seizures may also cause loss of consciousness or convulsions that can lead to injury from falling down or striking nearby objects.

Immediately stop playing and consult a doctor if you experience any of these symptoms. Parents should watch for or ask their children about the above symptoms—children and teenagers are more likely than adults to experience these seizures. The risk of photosensitive epileptic seizures may be reduced by taking the following precautions: Sit farther from the screen; use a smaller screen; play in a well-lit room; do not play when you are drowsy or fatigued.

If you or any of your relatives have a history of seizures or epilepsy, consult a doctor before playing.

PEGI ratings and guidance applicable within PEGI markets only.

### What is the PEGI System?

The PEGI age-rating system protects minors from games unsuitable for their particular age group. PLEASE NOTE it is not a guide to gaming difficulty. Comprising two parts, PEGI allows parents and those purchasing games for children to make an informed choice appropriate to the age of the intended player. The first part is an age rating:-



The second is icons indicating the type of content in the game. Depending on the game, there may be a number of such icons. The age-rating of the game reflects the intensity of this content. The icons are:-



VIOLENCE



BAD  
LANGUAGE



FEAR



SEXUAL  
CONTENT



DRUGS



DISCRIMINATION



GAMBLING



pegionline.eu

For further information visit <http://www.pegi.info> and [pegionline.eu](http://pegionline.eu)

# *Contents*

<b>Your Pursuit of Trivia Begins . . . . .</b>	<b>2</b>
<b>General Controls . . . . .</b>	<b>2</b>
<b>Getting Started . . . . .</b>	<b>3</b>
<b>Playing the Game . . . . .</b>	<b>4</b>
<b>Game Modes . . . . .</b>	<b>6</b>
<b>Downloadable Content . . . . .</b>	<b>9</b>
<b>Achievements . . . . .</b>	<b>9</b>
<b>Hints and Tips . . . . .</b>	<b>10</b>
<b>Connect to Xbox LIVE . . . . .</b>	<b>10</b>
<b>Warranty . . . . .</b>	<b>11</b>
<b>Customer Support – Here To Help You! .</b>	<b>12</b>

## **Stay In The Game and Register With EA!**

Create an EA Member Account and register this game to receive free cheat codes and game hints from EA. Creating an EA Member Account and registering this game is fast and easy!

**Visit our website at [www.gamereg.ea.com](http://www.gamereg.ea.com) and sign up today!**

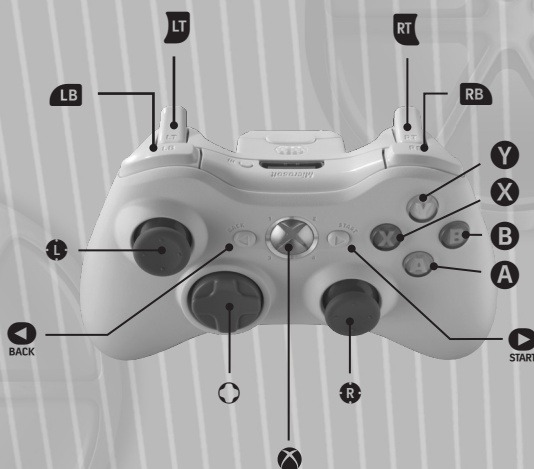
**[www.hasbro.ea.com](http://www.hasbro.ea.com)**



# *Your Pursuit of Trivia Begins*

For those who've always thought trivia was worth pursuing, then look no further! Welcome to *TRIVIAL PURSUIT* for the Xbox 360®, where the classic board game comes to life with bright colors, stellar animations, and an interactive interface that takes the game to another level of fun and brain power. With literally thousands of questions spread across six categories, you and your friends can determine who has a mastery of all that's trivial. It's the one and only *TRIVIAL PURSUIT*!

## *General Controls*



Thanks to a simple control scheme, you can focus on those tough questions rather than burning brain cells on worrying about the right buttons to push.

**Confirm/Roll dice**

**A**

**Back**

**B**

**Cursor/Player movement**

**D-Pad**

# Getting Started

## Main Menu

<b>Facts and Friends</b>	Begin a Facts & Friends multiplayer game of <i>TRIVIAL PURSUIT</i> .
<b>Classic</b>	Begin a Classic multiplayer game of <i>TRIVIAL PURSUIT</i> .
<b>Clear the Board</b>	Begin a game of <i>TRIVIAL PURSUIT</i> as a single player.
<b>Continue Game</b>	Continue a previously saved game.
<b>Downloadable Content</b>	Download new question packs to play with.
<b>Options and Profiles</b>	Change game options and view your personal results profile.

## User Profiles

The first time you play *TRIVIAL PURSUIT*, the game helps you set up a unique profile. Pick your mascot, color of puck, and choose a unique name for yourself. Your profile allows the game to track all sorts of handy and fascinating facts about how you play *TRIVIAL PURSUIT*, such as how many games you've played and won and the percentage of questions you answered in each category. It even compares your strengths and weaknesses with those of your friends who play on the same console. The percentage of questions you answer correctly is displayed at the end of each game, and is saved to your profile. Your profile also tracks objectives in Clear the Board and helps you determine which ones you've reached and others you've yet to unlock.

## Saving and Loading

*TRIVIAL PURSUIT* automatically saves your game, letting you concentrate on beating your friends and answering questions. If you like a little more control, turn the autosave feature off in the Options section of the main menu.

*Note:* When you see the flashing autosave icon, please do not turn off your Xbox 360 console.

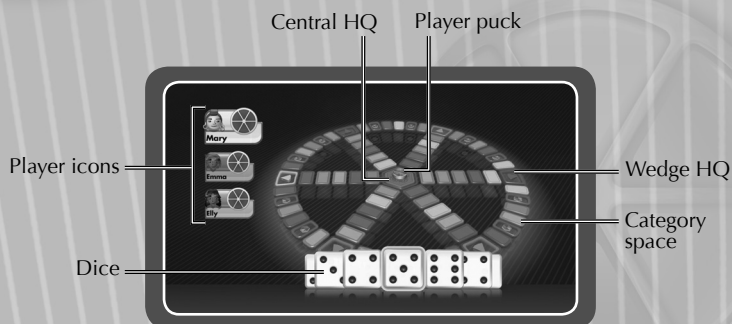
When starting a new game of *TRIVIAL PURSUIT*, you need to choose a save slot. If all save slots are used, choose one to overwrite. To continue an existing game, select CONTINUE GAME from the main menu to find and choose your saved game.



# Playing the Game

## Trivial Pursuit Basics

Playing *TRIVIAL PURSUIT* is as easy as playing the board game. All you have to do is roll the dice, move your puck to a particular category of question, and answer a randomly selected question from that category in the time given.




## Question Categories


Each color on the board corresponds with a category, so learn to associate the six different colors and their respective categories.

<b>Blue</b>	Geography. Know your maps and locales, or lose.
<b>Pink</b>	Entertainment. From Hollywood to Broadway, your knowledge takes center stage.
<b>Yellow</b>	History. Know it or be doomed to repeat it!
<b>Purple</b>	Art & Literature. Get in touch with the right side of your brain.
<b>Green</b>	Science & Nature. Biology, chemistry, and more present a challenge to your inner scientist.
<b>Orange</b>	Sports & Leisure. Whether it's the gridiron or hardwood, you're on the hot seat for athletics and pastimes.

## Question Types

There are different types of questions in *TRIVIAL PURSUIT*, from straightforward multiple-choice to challenging map-position questions, that put your trivia expertise to the test. For all questions, press  to select what will hopefully be the correct answer.

### Sliders

To answer questions that use sliders, press  to move the slider to the correct position. Once you have set the slider to the intended position, confirm your answer by pressing **A**. Earn four points for the correct answer and 1-3 points for close but not-quite-right responses. Sliders are available in Facts & Friends games only (see the *Facts & Friends* section).

### True or False

You've got a 50/50 chance in getting it right. Or wrong. Hurry! True or False questions are found in Facts & Friends games only.

### Multiple Choice

Determine the correct response and use the control pad to select your answer and press **A**.

### Images

Can you match the image with the correct answer? You'd better, or you can forget that wedge.


### Maps

(multiple choice)

Check out the map image provided and then simply use the control pad to select the correct spot on the map and press **A**.

### Maps

(pin placement)

These are similar to the multiple choice map questions. Press  to move the cursor and select where you think the correct answer is by pressing **A**. Rings appear after you select your answer and show how close you are to being correct. Earn 1-4 points, depending on how close you get to the center. Pin placement questions are only available in Facts & Friends games.

# Game Modes

## Multiplayer

When playing with two or more of your friends, two different modes are available: Classic and Facts & Friends. Each mode has its own specific rules, giving you two entirely different ways to experience the classic game.

*Note:* When playing with two or more friends, it's best for each player to have their own controller. Still, in a pinch, you can always share one controller and pass it around on each turn.

### Classic





If you're looking for the kind of *TRIVIAL PURSUIT* game you grew up playing, then Classic mode is the way to go. The object of the game is simple: capture each of the six wedge pieces located in the Wedge HQs by first landing on the space, and then answering the space's question correctly. Once you've filled your puck with all six wedges, make your way back to Central HQ and correctly answer a question in a category chosen by the other players to win the game.

### Facts & Friends

Unlike Classic mode, Facts & Friends puts points and lives on the line, making for a game filled with excitement and intensity. All players share one puck and compete for as many wedges as possible, either from a Wedge HQ or by earning four category points.

#### Facts & Friends Points

In a Facts & Friends game, it's all about earning points since four points earns you a wedge piece. There are four ways to earn and lose points:

-  Answering a category space question earns you two points.
-  Betting whether or not your friend will answer a category space question correctly can earn you one point.
-  Answering a wedge square gives you a chance to earn between 1-4 points, depending on how exactly right your answer is. There is no betting when on a wedge.
-  Everyone has the option to play an I Know when another person is answering a question. If, say, you answer a question incorrectly and an I Know is correctly played against you by a friend, the two points are stolen from you. If you answer correctly, then your friend doesn't get any points. If both of you answer incorrectly, well, no one gets any points.

### Wedge Off

It's possible that you and another player can earn enough points to make a wedge at the same time. If this happens, a sudden-death mode known as a Wedge Off comes into play. Each of you must take turns answering True or False questions until one of you answers incorrectly. The last remaining player standing wins and earns the wedge.

### Bonus Events

Because this is a Facts & Friends game, you can forget about the simple "Roll Again" spaces found on the traditional board game. In their place are Bonus Events that can significantly increase your chances of winning, but may occasionally help your opponents win. There are six different Bonus Events that you may run into:



#### All or Nothing

Like the name implies, everything is on the line. You choose a category, and if you answer the given question correctly, you automatically receive the category's wedge piece. Answer incorrectly and you lose points from one of your categories.



#### Wedge Challenge

This is just like a regular Wedge Off, only you directly challenge one of your friends who already owns a wedge. Beat them to steal the wedge!



#### Double Trouble

Everyone loves twice the points, right? Get this Bonus Event and you'll get double the amount of points for answering a question in a category of your choice. Don't forget that this also applies for any friends that are betting against you!



#### Time Bomb

Time is your enemy in a Time Bomb event, since you only have half the amount of time you normally do to answer a question. If you answer incorrectly, you lose all of the points in one of your categories. But the greater the risk, the greater the reward! If your answer is spot-on, you can pass the bomb to a friend. If they get it wrong the bomb blows up and they lose points. If they get it right, the bomb passes to the next player until someone gets it wrong.



#### Teleport

Teleporting lets you move to any space on the board. It's as simple as that and useful if you're looking for a specific category wedge.



#### Double the Odds

Take a chance with Double the Odds and you can earn twice the number of points on bets only!





## The End Game

Once all six category wedges are won, the game shifts to a new phase where each wedge you and your friends acquire counts as a life. A life is represented by a heart icon. Each of you then answers the same series of questions taken randomly from the six categories. You answer simultaneously by pressing the button that accompanies whatever answer you think is correct:



Answering a question incorrectly subtracts one heart from your total, while answering correctly leaves your total the same. If you lose all your hearts, you have one chance left. Answer another question incorrectly and you're out. The last player left wins the game!

## Clear the Board (Single Player)

Playing *TRIVIAL PURSUIT* alone can be just as fun as playing with other people! When playing a single-player game, your objective is to clear the board of category spaces by correctly answering the corresponding questions. Answering category questions successfully earns you a point multiplier in that category and removes the space from the board. Answering a question incorrectly wastes your chance to increase the multiplier. Remember that you can only attempt a space once, so make your answer count.

Rack up as many points as you can while you clear the board for the ultimate in High Score bragging rights, and compare your score with everyone else who plays on the same console in the High Score table.

You can also play Clear the Board to try and race to the fastest time. Points don't matter when you play like this! Answer those wedge questions as fast as you can to Clear the Board. There are separate leaderboards for Fastest Time and Highest Score.

*Note:* Keep an eye open for the objectives. There are 20 objectives to achieve in Clear the Board to have a perfect record from the easy, like achieving a 5x multiplier in a category, to the nearly impossible, such as playing a perfect game.

## Point Values

Each space on the board is worth a different value depending on its type. The final game-winning Central HQ question is a special case where the point value is multiplied by all of your previous category multipliers added together. If you racked up some big multipliers throughout your game, prepare yourself for a massive point multiplier. If you answer the final question wrong, though, your multiplier drops by one each time you guess incorrectly until you hit zero or get the question right.

<b>Normal space</b>	200 points
<b>Wedge HQ</b>	500 points
<b>Central HQ</b>	1000 points (x multiplier)

*Note:* If you incorrectly answer a question on a Wedge HQ or Central HQ a normal space from that category is marked as incorrectly answered. You must then move to a new space before attempting to answer the question again.




## Downloadable Content

Watch out for additional question packs available for download. If you download extra packs and start a new game, play with any individual pack you've downloaded, play with just the standard questions, or mix all of your packs together!

## Achievements

Earn precious gamer points by accomplishing feats of intellect in your pursuit of trivia. From going On a Roll by answering five questions in a row to earning the coveted You Know Too Much achievement, boost your IQ by earning gamer points. Discover and earn achievements in Classic, Facts & Friends, and Clear the Board games ranging from five gamer points all the way up to 50! There are loads of different scenarios to earn achievements, so dazzle your opponents with your array of knowledge and be sure to wear your game points proudly.

## *Hints and Tips*

-  In Facts and Friends, don't forget that no one else gets to bet on wedge squares. The questions are harder, but you're the only person who gets a chance to earn points.
-  In Clear the Board, if you're going for a Fastest Time, try to get your best category wedge first. This shrinks the board quickly and makes it faster to get to the next wedge square.
-  When someone else is answering a question, try experimenting with the buttons on the Xbox 360 controller and see how your mascot reacts!

## *Xbox Live*

Play anyone and everyone, anytime, anywhere on Xbox LIVE®. Build your profile (your gamer card). Chat with your friends. Download content (TV shows, trailers, HD movies, game demos, exclusive game content, and Arcade games) at Xbox LIVE Marketplace. Send and receive voice and video messages. Use LIVE with both Xbox 360® and Windows®. Play, chat, and download on both your PC and your Xbox 360. LIVE gives you ultimate access to the things you want and the people you know, on both your PC and your TV. Get connected and join the revolution.

## **Connecting**

Before you can use Xbox LIVE, connect your Xbox 360 console to a high-speed Internet connection and sign up to become an Xbox LIVE member. For more information about connecting, and to determine whether Xbox LIVE is available in your region, go to **[www.xbox.com/live/countries](http://www.xbox.com/live/countries)**.

## **Family Settings**

These easy and flexible tools enable parents and caregivers to decide which games young game players can access based on the content rating. And now, LIVE Family Settings and Windows Vista Parental Controls work better together. Parents can restrict access to mature-rated content. Approve who and how your family interacts with others online with the LIVE service. And set time limits on how long they can play. For more information, go to **[www.xbox.com/familysettings](http://www.xbox.com/familysettings)**.

# Customer Support - Here To Help You!

If you're having trouble with your game, visit <http://support.electronicarts.co.uk> to visit our Support Centre. Here you can view the latest top FAQs for our games, or click GET HELP to view our knowledge base. The solutions you'll find here are the same as those used by our Customer Support staff, so you can be sure they're accurate and up-to-date. To ensure you find the answer to your question, choose the format, game type and title carefully. If you can't find an answer, click ASK EA to ask a Customer Support Technician who will answer your query as soon as possible.

If you don't have Internet access, or would prefer to speak to a technician, telephone our Customer Support team (9am-9pm, Monday-Friday).

Telephone: **0870 2432435**

Fax: **0870 2413231**

*Note:* These are UK National Call rate numbers charged at BT's standard national call rates for calls from a BT line in the UK. Consult your telephone service provider for further information. Calls from outside the UK will be charged at International rates.

*Note:* Customer Support cannot provide gameplay hints or tips.

*Note:* If you need gameplay help please see the back of this manual for details of our official EA Hintline.

Game code and certain audio visual materials © 2009 Electronic Arts Inc. All Rights Reserved. Published by Electronic Arts Inc. under license from Hasbro, Inc. EA and the EA logo are trademarks or registered trademarks of Electronic Arts Inc. in the U.S. and/or other countries. HASBRO and its logo, TRIVIAL PURSUIT, the associated logo, the distinctive design of the game board, trivia cards, game tokens, and scoring wedges are trademarks of Hasbro and are used with permission. © 1981, 2009 Hasbro, Pawtucket, Rhode Island 02862. All Rights Reserved. RenderWare is a trademark or registered trademark of Criterion Software Ltd. Portions of this software are Copyright 1998-2009 Criterion Software Ltd. and its Licensors. MPEG Layer-3 audio coding technology licensed from Fraunhofer IIS and THOMSON multimedia. All other trademarks are the property of their respective owners.

**EAE07606423MT**