

XBOX 360

XBOX
LIVE

TROPICO 3



⚠ WARNING Before playing this game, read the Xbox 360® console and accessory manuals for important safety and health information. Keep all manuals for future reference. For replacement console and accessory manuals, go to www.xbox.com/support.

Important Health Warning About Playing Video Games

Photosensitive seizures

A very small percentage of people may experience a seizure when exposed to certain visual images, including flashing lights or patterns that may appear in video games. Even people who have no history of seizures or epilepsy may have an undiagnosed condition that can cause these "photosensitive epileptic seizures" while watching video games.

These seizures may have a variety of symptoms, including lightheadedness, altered vision, eye or face twitching, jerking or shaking of arms or legs, disorientation, confusion, or momentary loss of awareness. Seizures may also cause loss of consciousness or convulsions that can lead to injury from falling down or striking nearby objects.

Immediately stop playing and consult a doctor if you experience any of these symptoms. Parents should watch for or ask their children about the above symptoms—children and teenagers are more likely than adults to experience these seizures. The risk of photosensitive epileptic seizures may be reduced by taking the following precautions: Sit farther from the screen; use a smaller screen; play in a well-lit room; do not play when you are drowsy or fatigued.

If you or any of your relatives have a history of seizures or epilepsy, consult a doctor before playing.

PEGI ratings and guidance applicable within PEGI markets only.

What is the PEGI System?

The PEGI age-rating system protects minors from games unsuitable for their particular age group. PLEASE NOTE it is not a guide to gaming difficulty. Comprising two parts, PEGI allows parents and those purchasing games for children to make an informed choice appropriate to the age of the intended player. The first part is an age rating:



The second is icons indicating the type of content in the game. Depending on the game, there may be a number of such icons. The age-rating of the game reflects the intensity of this content. The icons are:



For further information visit <http://www.pegi.info> and pegionline.eu

Xbox LIVE

Xbox LIVE® brings more of the entertainment you love right to your living room. Find the perfect game for any player with a free trial of hundreds of titles from the largest library available. With downloadable Game Add-Ons like maps, songs, weapons and levels, you'll get more out of every game by putting more into it. And don't forget to connect and play with friends wherever they happen to be. With Xbox LIVE, your fun never ends.

Connecting

Before you can use Xbox LIVE, connect your Xbox 360 console to a high-speed Internet connection and sign up to become an Xbox LIVE member. For more information about connecting, and to determine whether Xbox LIVE is available in your region, go to www.xbox.com/live/countries.


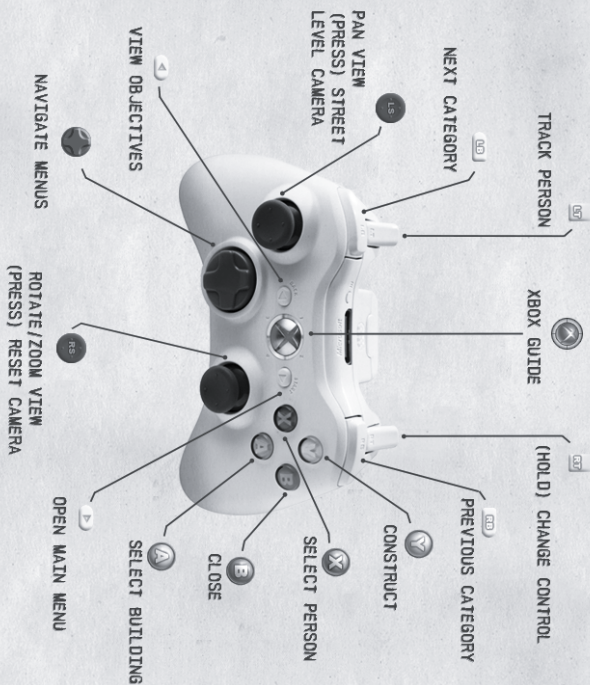
Family Settings

These easy and flexible tools enable parents and caregivers to decide which games young game players can access based on the content rating. Parents can restrict access to mature-rated content. Approve who and how your family interacts with others online with the Xbox LIVE service. And set time limits on how long they can play. For more information, go to www.xbox.com/familysettings.


TROPICO 3

Game Controls
















Xbox 360 Controller



TROPICO 3










There are two modes of control in the game. The alternative mode is activated by holding the . In the alternative control mode some of the buttons acquire a different functionality.

Primary control mode

Control	Game Action
	Pan camera
	Rotate and zoom camera
	Confirm selection/ select building
	Select person
	Cancel selection/ close
	Open Construction Menu
	Navigate categories
	Navigate menus and interfaces
	Mark person for tracking
	Select person marked for tracking
	Change control mode
	Open Main Menu
	View Objectives
	(Press) Reset camera to the default starting position
	(Press) When a person or the Avatar is selected, activate the Street Level Camera Mode

TROPICO 3

Alternative control mode

Control	Game Action
	Open Edict Menu
	Open Overlay menu
	Select Avatar
	Open Almanac
	(left) Decrease game speed
	(right) Increase game speed
	(Up) Set game speed to maximum
	(Down) Pause game
	(Up/Down) Tilt camera

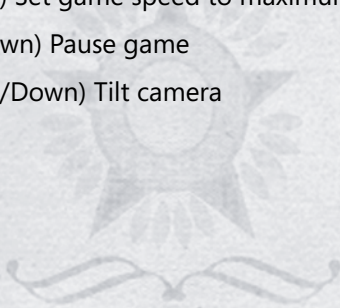


Table of Contents

XBOX LIVE	3
Getting Started	10
Title Screen	10
Game Modes	10
Tutorial	10
Campaign	10
Sandbox	10
Challenges	10
Map Generation	11
Game Parameters	11
Character Creation	12
Outlook	12
Character traits	12
Interface basics	12
Main View	13
Selecting buildings and units	13
Camera Controls	13
Speed Control	13
Info Panel	13
Overlays	13
Edicts	14
Avatar Selection	14
Almanac	14
Info panels	14
Almanac	15
All the Little People	16
Citizens	16
Residences	17
Job and Education	17
Job Skill	18
Tracking Citizens	18
Tourists and Tourism Rating	18

TROPICO 3

Buildings	18
Construction	18
Demolition	19
Administration	19
Roads and Traffic	20
Avatar	20
Controls	21
Actions	21
Economics	22
Making Profits	22
Foreign Aid	23
Fees	23
Expenses	23
Swiss Bank	24
Politics	24
Factions	24
Elections	25
Election Speeches	25
Foreign Politics	25
Superpower demands	25
Protests	26
Uprisings	26
Coups	26
Rebel attacks	26
Secret police	26
Subversive activities	27
Playing Online	27
High Score Tables	27
Labels	27
Playing Online	27
My Profile	28
High Score Tables	28
Sharing and Visiting Islands	28
Appendix 1 - Buildings	28

Housing	28
Government	31
Farms & Mines	33
Infrastructure	34
Accommodations	36
Industry	38
Attractions	39
Human Services	41
Entertainment	44

Appendix 2 - Edicts	46
Social	46
Foreign Policy	49
Economy	52
Domestic Policy	55

Credits	60
Haemimont Games	60
Kalypso Media Group	61

Kalypso Media customer service	62
Free customer service	62
support@kalypsomedia.com	62
forum.kalypsomedia.com	62
Exchange of serial codes (serial number / CD-Key)	62
Exchange of CD/DVD's	62

Tropico 3 Website	63
--------------------------	-----------

LIMITED SOFTWARE WARRANTY AND LICENSE AGREEMENT	63
--	-----------

TROPICO 3

Getting Started

"Politics" is made up of two words. "Poli", which is Greek for "many", and "tics", which are bloodsucking insects.

- Gore Vidal

Title Screen

After Tropico 3 starts you will be presented with the Title Screen.

From there you can start a new game in any game mode, continue your last saved game, load a game, access challenges, inspect your achievements, check out the latest news, change the game options, or view the credits.

Game Modes

Thirty-two coups d'états are enough.

- Jean-Bertrand Aristide

The various game modes described below are accessible through the New Game button in the Main Menu. We recommend that you start playing the tutorial game mode.

Tutorial

The Tropico 3 tutorial is a short mission that introduces the camera controls, the interface, and the key gameplay elements like constructing and administrating buildings, issuing edicts, and controlling your avatar.

Campaign

Tropico 3 features a 15 mission campaign set on various fictional islands in the Caribbean. Initially only a single mission is available, but as the campaign progresses more and more missions will become available and usually you will be able to choose between several missions that are not yet completed. Completed missions are available for replay and are marked with a flag on the campaign map.

After you have selected a mission to play, you will have to choose or create a character, as described in the "Character Creation" section of this manual.

Sandbox

The Sandbox maps set no specific goals before you, but you are allowed to customize the "Game Parameters" as described in the corresponding section of this manual. You will be able select the map to play or to create a custom random island. For details on the latter option, refer to the "Map Generation" section.

Challenges

Challenges are special scenarios created by Tropico 3 players across the world. You are able to browse the challenges uploaded online or play a random challenge.

To access the online functionality of the game, such as browsing challenges, you will have to be connected to Xbox LIVE.

Map Generation

This country is heaven, in the spiritual sense of the word. And I say, we prefer to die in heaven than survive in hell.

- Fidel Castro

The Map Generator allows you to create a custom random map for a sandbox mission or a challenge created by you. You are able to customize the following parameters:

- Island Size - The size of the generated island. It is often more difficult to play on smaller islands because the building space is limited there.
- Elevation - Different crops fare differently on different elevation. The islands with very high elevation tend to have less building space.
- Mineral deposits - Determines how many iron, bauxite, gold, and oil deposits exist on the island.
- Vegetation - Islands with lush vegetation have more fertile soil. Farming can be difficult on barren islands with small amount of vegetation.

After you are satisfied with the settings you have selected, press **X** to generate the random map. If you are not happy with the results, press **X** again to create a new map. Press **A** to proceed with the generated map.

Game Parameters

You will be prompted to customize the game parameters for any sandbox game you play and any challenge you create. The selected set of parameters, along with the random map settings, where applicable, determines the game difficulty.

The following parameters can be adjusted with a slider:

- Political Stability - Impacts rebel activities, coups, uprisings, protests, subversive actions, and foreign invasions. Low political stability equals more difficult game.
- Export Prices - Modifies the export prices of all Tropicana goods. Low prices raise the game difficulty.
- Tourism - Modifies the tourism rating of the island. High tourism rating attracts more and wealthier tourists. Low tourism rating will increase the game difficulty.
- Game Length - The maximum length of your mandate in years.
- Population - Sets the starting number of citizens on the island
- Random Events - Modifies the frequency of random events, such as price changes and disasters. If set to minimum there will be no random events at all.

The following parameters can be set on or off:

- A Far Away Place - The island is far away from the United States. Tourism

TROPICO 3

is less lucrative and you are less likely to be invaded by the US.

- Rebel Yell - Rebelling is a proud tradition of your people. They are quick to take arms and fight against your regime.
- Free Elections - Elections are closely monitored by the international community. Fraud and bypassing of elections are disabled.
- Immigrants Out - No free immigrants. You can still hire educated foreigners for money.
- God Mode - No elections, rebel attacks, coups, uprisings, foreign invasions, and subversive activities. Starting money set to \$500000.

Character Creation

My face is sour. Maybe that's why they say I'm a dictator.

- Augusto Pinochet

In Tropicó 3 you are able to create a custom dictator for any game mode, except tutorial. At the first step you will customize the avatar outlook, at the second you will customize his qualities as a dictator.

Outlook

The outlook of your avatar is a purely aesthetical choice that has no impact on the gameplay. You can customize the following:

- Gender
- Costume
- Complexion
- Hat
- Hairstyle
- Accessories
- Beard (male characters only)
- Moustache (male characters only)
- Earrings (female characters only)

Note: Some combinations of hats and hairstyles are not possible.

The avatar appears as you have customized him throughout the whole scenario, but you can make a different avatar for each scenario.

Character traits

You are able to name your custom avatar and choose the following traits: background, rise to power, two qualities, and two flaws. You can also select a random legal set of traits.

Some traits exclude each other. For example it is not possible to select the background "professor" and the flaw "moronic".

Interface basics

Not a single leaf moves in this country if I'm not the one moving it. I want that to be clear!





- Augusto Pinochet

Main View






The following elements are visible in the Main View:

- Minimap
- Population, Money, Average Happiness, Current Date (month and year)
- Speed controls - pause, normal, fast, fastest



Selecting buildings and units





A selection cursor is located in the center of the screen. Pressing  while the cursor is over a building will select that building and open its info panel. Pressing  repeatedly will select multiple buildings under the cursor. Similarly pressing  while the cursor is over a unit will select that unit and open its info panel. Pressing  repeatedly will select multiple units under the cursor.

Camera Controls

You can pan the camera using  and rotate the view using . The camera's angle can be tilted by pressing up/down on the  while in the Alternative Control Mode( is held). Pressing  will reset the camera to its default position.



Speed Control


The speed of the game can be changed by activating Alternative Control Mode ( is held) and pressing a direction on the .

-  (left) - Decrease game speed
-  (right) - Increase game speed
-  (up) - Set game speed to maximum
-  (down) - Pause game



Info Panel

The Info Panel is a window box, at the bottom of the screen, which is only shown on the Main View when a building or a unit is selected. The Info Panel gives additional information about the selected object. There are buttons for various categories (upper left) and title space (upper right).

You can navigate through the categories in the info panels by using  and .

The Info Panel can be closed by pressing .

Overlays






The Overlay info panel can be accessed by pressing  in Alternative Control Mode( is held). This panel contains the following categories:

- Crop conditions - The crop conditions for the different crops that can be raised on the island.
- Natural Resources - The resources on the island. Iron, bauxite and gold are marked in yellow, oil is marked in black.
- Island conditions - Island conditions like humidity and beauty.



TROPICO 3

- **People** - Displays Crime, Pollution and Liberty Overlays. Problem areas for crime and pollution are marked in red.
 - **Services** - Displays the Occupancy, Employment, Service Quality, Job Quality and Electricity overlays. Instead of colorizing the terrain, these overlays colorize the buildings they apply to.
 - **Island Economy** - Displays the Income, Expenses and Balance overlays. Instead of colorizing the terrain, these overlays colorize the buildings they apply to.
- Most overlays have a color gradient from green to red. Green usually means a high value for the statistic that is represented through the overlay, while red means a low value.



Edicts

The Edicts menu can be opened by pressing  in Alternative Control Mode ( is held). All edicts are sorted in different categories - Social, Foreign Policy, Economy and Domestic Policy. Categories can be changed with  and . Pressing  will issue a selected edict. Each edict has different prerequisites and effects. See Appendix 2 for a more detailed list of the edicts and their respective effects.

Avatar Selection

The Avatar can be selected by pressing  in Alternative Control Mode ( is held).

Almanac

Pressing  while in Alternative Control Mode ( is held) will open the Almanac. The Almanac contains different statistics regarding your island. The Almanac is described in details below.


Info panels

Citizen Info panel

The citizen info panel contains the following categories:

- **Overall** - General information about the citizen like name, age and current needs. You can also toggle the city-view camera from this category
- **Happiness** - Information about the current happiness satisfaction of the citizen
- **Politics** - Information about the citizens' political affiliation to different factions, as well as the personal actions that you can perform on that citizen
- **Job and House** - Information about the current workplace and homestead of the citizen
- **Family** - Links to the family members of the citizen
- **Skills** - The different skills the citizen has acquired while working, as well as his Education, Intelligence, Courage and Leadership values are presented in this category

- Thoughts - The current thoughts of the citizen

The  can be used to select citizen special actions or people from the family.





Tourist info Panel


The tourist info panel contains the following categories:

- Overall - General information about the tourist like his or her name, tourist class, country of origin and spending limit. The remaining vacation time and current impressions of the tourist can also be seen through this interface
- Rating - The impressions of the tourist from different aspects of life on your island
- Accommodations - Information about the tourist's hotel and the current attraction he is visiting
- Attractions - A list of all attractions the tourist has visited
- Preferences - The satisfaction and preferences of the tourist for different vacation activities
- Thoughts - The current thoughts of the tourist

Building Info Panel






The building info panel contains the following categories:

- Fee and salary - Allows you to change the worker salary and fee of the current building by holding down  and pressing left or right on the  in order to increase or decrease the amount. You can fire workers by selecting their pictures and pressing  and disable their worker slots with . Hiring foreign workers, and setting the wages for all buildings of the same type or same education level can also be done from this category.
- Overall - Building-specific information like production output, profits, expenses and service quality. You can also construct upgrades and set work modes from this category.
- Description - A short description of the building.
- Construction - (Presented only if the building is not yet finished) Information about the progress of the construction and the builders currently working on the building.

The  can be used to navigate the Fee and salary, Overall and Construction categories.


Almanac

The Almanac presents vital statistics for the island. The Almanac information is presented in two pages - the left one provides more general information while the right one gives more details.

To change the information presented on the left page, you can select a different bookmark from the top of the Almanac with  and . The bookmarks are called Overview, People, Economy, Politics, Lists and Score. Some of the items on the left page are selectable - this means that when you browse through with  or  and press  on an item a right page with more details for the

TROPICO 3

current item will appear.

All items that have checkboxes next to them can be plotted on the graph at the bottom of the Almanac by pressing . You can plot several items together if they are compatible (incompatible items will have an X in their checkbox).

All the Little People

I know the Haitian people because I am the Haitian people.

- Francois Duvalier

Citizens

Every citizen is unique - he has different needs, preferences, work experience, and education.

Over the years a homeless immigrant may find a job as a teamster, fall in love, get married, go to university in hope of qualifying for a better job, move in a luxurious home, become a leader of a political faction, and finally die of malaria because of the poor healthcare on the island.

Individual simulation

The daily lives of the good people of Tropico are individually simulated and if you wish, you are able to monitor them in minute detail. You are able to interact with your citizens, offer them bribes or throw them in jail as dissidents. A cruel ruler may even order the assassination of a troublesome individual.

Needs

Every citizen has 5 primary needs: food, rest, faith, fun and health. The need bars are indicated in the Overall tab of his info panel and constantly degenerate over time. When a need bar gets low, the citizen will try to satisfy this need, for example if he needs fun he will look for entertainment he can afford. His need be refilled even if he cannot find a way to satisfy it, but the respective happiness of the citizen will drop drastically.

Penultimo Says: Presidente, a wise leader such as you will never confuse need bars and happiness bars, described below. Low need bars do not indicate that the citizen is unhappy, only that he will soon try to satisfy the corresponding need.

Getting Food

Satisfying the food need works a little differently than other needs. People get several meals from a single visit to a farm or a market, and then their whole family eats from these household meals for some time.

Happiness

The bars in the Happiness tab of a citizen's info panel represent how happy he feels about various aspects of his life. All these are combined to calculate the citizen's overall happiness. Different persons find different things important

and the three most important happiness factors are indicated with a special symbol.

Special actions

You can issue special actions on each citizen. The Special Actions are:

- Arrest (\$500) - if you have an operational Prison and Police station, you can arrest your citizens and put them in jail. The arrested citizen and all others who witnessed the arrest will have lower respect for you temporary.
- Bribe (\$1000) - if you have an operational Bank, you can bribe your citizens. Bribed citizens will have their respect temporarily increased.
- Heretic (\$500) - if you have an operational Cathedral, you can declare your citizens heretics. A citizen who has been declared Heretic will not be able to protest, run as a candidate in elections or become a faction leader, but his and his family's respect for you will be decreased.
- Eliminate (\$500) - if you have an operational Guard Station, you can eliminate a citizen of your choosing. The respect of the late citizen's family and all who witnessed the killing will be severely decreased.
- Arrange "accident" (\$3000) - if you have an operation Secret Police, you can arrange for an "accident" to happen to one of your citizens. All details about the matter will be hushed up and you will receive no penalty to your respect.

Residences

Families can afford to pay up to a third of their combined salary for rent, rounded down. This means that a single citizen that earns \$7 can afford housing with rent up to \$2 and a family where the mother and father both earn \$9 can afford housing with rent up to \$6 (a third of \$18).

Every residence has Housing Quality that directly affects the housing happiness of the residence there. More luxurious residences provide higher housing quality.

If some citizens cannot find a residence that suits them, they will automatically construct rickety shacks to live in. Shacks are the worst type of housing and generally you should strive to have as few of them as possible.

Job and Education

Initially most of your citizens will be uneducated. This means that they can't apply for advanced professions like doctor or journalist. If you need skilled workers you can pay for educated immigrants - this action is initiated from the Fee and Salary tab of the info panel of the workplace where you need them. Alternatively, you can educate your own citizens in a High School or a College.

Every workplace has Job Quality that directly affects the job happiness of the workers there. More prestigious professions with higher salaries provide higher job quality.

You can't force your workers to work at any particular place - they decide

TROPICO 3




which job to take based on the job quality and their previous job experience. The salary of the workers determines what kind of residence and entertainment they can afford. Single citizens may afford entertainment up to their salary; married units may afford entertainment up to half of their combined salary.

Job Skill

The longer a citizen has worked on a particular job, the better he is at it. A newly recruited worker will work slower or less efficiently than an experienced one, no matter what is his profession - a skilled builder will construct buildings faster, a skilled waitress will raise the satisfaction of all the visitors of a restaurant. Thus, a very experienced worker is a valuable asset to any city. The rate at which a unit gets job skill experience is modified by its intelligence.

A citizen often has skills in several different professions. You can inspect them in the "Skills" tab of his info panel.

Tracking Citizens

You can mark a selected citizen for tracking by holding down . More than one citizen can be marked in this way. Pressing  repeatedly will cycle through the marked units. Holding  when a marked citizen is selected will unmark that citizen.

Tourists and Tourism Rating

Several classes of tourists can be attracted to the island - young Spring Break tourists, cheapskate Slob tourists, tree-hugging Eco Tourists and even the most desirable Wealthy tourists, if the resorts of the island are good enough to attract them. Tourist families have different wealth and may afford attractions up to their own spending limit. If you managed to attract wealthier tourists you should consider increasing the price of your tourist attractions. Different individual tourists prefer different attractions. You can check their preferences from the "Preferences" tab in their info panel.

Like citizens, tourists have different needs and expectations from their trip - factors like environment, entertainment and safety are usually very important to them. If they leave happy, they will improve the island's Tourism Rating, but if they are disappointed or don't return to their home country, the island will get a bad reputation as a tourist resort.






More and wealthier tourists are attracted by high tourism rating. Several edicts offer advertising campaigns to attract a specific class of tourists.

Buildings

Politicians are the same all over: they promise to build a bridge even where there is no river.

- Nikita Khrushchev


Construction

To order the construction of a building, press  to open the build menu. Select the respective category and building and place it anywhere on the screen with . During placement you can rotate the selected building with left/right on the  and change work modes (where available) with up/down on the . At any time you can cancel building placement by pressing .

Builders that are on duty will head to the site after you place the construction. They will usually need at least a few game months to finish their work and it will take even longer when you order huge projects like an Airport or several constructions at the same time.

You can prioritize constructions from their info panels - builders will try to complete higher priority constructions before lower priority ones. It is also possible to administrate buildings while they are in construction (see "Administration", below).


Demolition

If you wish to demolish a building, construction, or road segment, you will have to select the "Demolish" icon from the "Infrastructure" section of the Build Menu. This allows you to mark buildings for demolition. Placing the cursor over a building or buildings and pressing  will mark the selected buildings for demolition. Selecting the buildings again will unmark them. You may cancel a demolition order from the Info panel of the condemned building.

Demolishing a construction in progress will give you a full refund.

Administration

Work Modes

Many buildings have several different work modes that may be changed at any time, even while the building is being constructed. You can manage the work modes from the "Overall" tab of the info panel. Selecting a work mode with the  will give you a short description of it. Only one work mode may be active within a single building.

Note: You can change the work mode of a building that is currently being constructed.

Upgrades

Some buildings have upgrades that you can construct from the "Overall" tab of their info panel.

Upgrades are special improvements to a building that require a one-time investment. They modify the functionality of the building and once constructed cannot be disabled. Some of them require and consume electricity.

Hiring and Firing



You can hire high school or college educated workers from the "Fee and

TROPICO 3

Salary” tab of the building that needs them. You cannot hire workers without education, but you can likely attract them from other buildings with a higher salary.

To fire a worker you must press  while his portrait is selected on the “Fee and Salary” tab of his workplace.

Fees, Rents, and Salaries

You can adjust Fees, Salaries, and Rents by selecting the respective bar and adjusting the desired amount by holding down  and pressing left or right on the . You will pay salaries to your workers and receive rents from your tenants every month. Fees are collected when a person uses the service provided by the building.

Penultimo Says: Presidente, it is prudent to raise the fees and rents according to the spending limits of the people, in order to squeeze as much pesos as possible from the visitors. Keep in mind that if you raise them too high, less people will be able to afford to visit the buildings.

Roads and Traffic

Connecting to Roads

Some buildings can be connected to roads. This allows citizens and tourists to travel with cars to and from them to other buildings connected to this road network. You will recognize such buildings by the arrows that are visualized next to the car entrance during building placement or the placement of a road. If those arrows are red, the building is not currently connected to a road. This doesn't hinder the functionality of the building and means only that it is not part of the road network of the island.

Garages

Since many buildings cannot be connected to roads, you can optimize the transportation network of your island with Garages. Garages are special buildings that act as hubs for the road transportation. Any person can travel with his car to or from a garage. This means that if you have two separate neighborhoods with connected Garages, people will be able to travel quickly between them.





Penultimo Says: Presidente, if your people travel at large distances, garages and roads can do wonders to optimize their trips. Garages also employ 2 extra teamsters for your work force, so they can save you the trouble of building additional Teamster Offices.

Avatar

I'm personally against seeing my pictures and statues in the streets... But it's what the people want.

- Saparmurat Niyazov

Controls










Select your avatar by pressing  in Alternative Control Mode ( is held). Press  to move the avatar to the selected location or  to activate his default action at this location. If the avatar engages some rebels or traitors, he will fight them automatically and you will not be able to control him until the battle is over. If he is wounded he will retreat to the palace to recuperate and will be unavailable for some time.

The Limo

Like your citizens, the avatar is able to use the road network to move quickly from place to place. He will automatically use his presidential limo to quickly travel between two Garages or between a Garage and another building connected to a road.

Actions

The avatar is able to perform the following actions:

- Rush Construction - Activated by pressing  when the cursor is over a construction site. The avatar personally gives orders to the workers at a construction, significantly increasing the construction speed.
- Production Building Visit - Activated by pressing  when the cursor is over a production building. The avatar visits a production building, slightly boosting production for the next 6 months.
- Service Building Visit - Activated by pressing  when the cursor is over a service building. The avatar visits a service building, slightly boosting service quality for the next 6 months.
- Hold a Speech - Activated by pressing  when the cursor is over the palace. The avatar holds a speech from the balcony, raising the respect of the gathered crowd.
- Calm down a protest - Activated by pressing  when the cursor is over a protesting citizen. The avatar talks to the citizen and negates the effect of the protest.
- Diplomatic mission - Activated by pressing  when the cursor is over the Airport. Improves the next foreign aid the country will receive.
- Decorate - Activated by pressing  when the cursor is over the Armory, Guard Station or Army Base. The avatar decorates a soldier or general with a medal. This action raises the respect of all soldiers/generals working in the building.
- Improve foreign relations - Activated by pressing  when the cursor is over the Diplomatic Ministry. The avatar increases the relations with both foreign powers for 6 months.
- Attack - Pressing  when the cursor is over enemies during a battle. The avatar fights rebels or traitors

TROPICO 3

Penultimo Says: Presidente, keep in mind that you can cancel most actions if you have more urgent matters to attend to. Also, the effects of a single action do not stack, so for example a production building will not get a greater boost if you decide to visit it immediately after another visit.

Economics

How can it be "mutually beneficial" to sell at world market prices the raw materials that cost the underdeveloped countries immeasurable sweat and suffering.

- Che Guevara

Making Profits

There are four primary ways to make money - Exports, Tourism, Foreign Aid and Fees. Each of them is explained in greater detail below.

Exports

Every produced resource that is not used by the economy of the island is automatically exported to foreign lands (by hauling it to the docks and loading it to a freighter). The prices of these exported resources may vary over time, so a resource that is a profitable export early in the game may become undesirable later on.

Every building that produces a resource has an "output storage" representing the current quantity of the resource in the building. Teamsters haul goods from this "output storage" to when they are needed ("input storage" of other buildings such as advanced industry or docks). Teamsters are workers from the Teamsters' Office that transport goods across the island.

Farms

Farms act both as a way of providing food to your citizens and as a producer of raw resources needed for your industry. The resources a farm produces depend on crop conditions for the current crop. You can see the Crop Conditions in the Overlays menu. Make sure there are good spots on which your farms can place their fields.

The soil will deplete with time, so you may want to check on your farms from time to time, and if necessary, change the current crop to one that has better crop conditions.

Mines and Oil Wells

Mines will exploit the mineral deposit on your island. They have to be placed near a resource, which they will exploit. You can see the Resources in the Overlays menu.

Unlike Mines, Oil Wells need to be placed directly over a resource in order to operate.

Oil Refineries

In order to exploit oil resources in the sea, you will need to build an oil refinery near them. The oil refinery will automatically place oil platforms on nearby resources and a tanker will start transporting oil to your refinery.

If you manage to construct the Hydrocracker upgrade for your Oil Refinery, it will start producing more expensive oil products from the Crude oil gathered in your Oil Platforms and Oil wells

Electricity

Some of your buildings require Electricity in order to operate or for certain upgrades. In order to produce Electricity you will need a working Power plant.

Once a power plant is operational, it will provide Electricity in an area around it (your Electrical grid). In order to expand that area you can construct Substations.

A building is considered to have enough Electricity if it is connected to the Electrical grid and your Power plants supply enough Mega Watts for it to operate. If the output of the Power plant is insufficient, a rolling blackout will occur in the buildings connected to the Electrical grid.

Tourism

Foreign tourists bring fresh money to the economy, and if you make sure they leave the island with good impressions, more foreign visitors will follow.

As described above, there are four tourist classes - spring break tourists, slob tourists, eco-tourists and wealthy tourists. They have different expectations from their trip and different spending limits.

Factors such as environment and crime safety are very important for tourists, so it is best if you set your resorts in a beautiful and unspoiled part of the island.

Tourists usually arrive on the island via the Tourist Docks. If you manage to construct an Airport, you will be able to attract more and wealthier tourists.

Foreign Aid

The US and the USSR will send you Foreign Aid in order to help your developing country. You may receive Foreign Aid from both Superpowers. The amount of money they give you depends on your foreign relations.

If you manage to keep both superpowers pleased, foreign aid will keep coming steady.

Fees

Some buildings generate profits based on their set rents and fees, but only if the visitors (citizens or tourists) can afford these fees. The tourists' class and the citizens' salary determine their spending limits.

TROPICO 3

Expenses

There are several sources of expenses:

- Wages - all workers expect a salary and educated specialist demand even more money from you. If the salaries throughout the island are low people will be unhappy with their jobs.
- All new constructions and upgrades cost money.
- Upkeep - all existing buildings, even the ones that are not working, require upkeep and put a strain on your budget. If a building is no longer needed, it is better to demolish it and save money than to keep paying upkeep for it.
- Issuing a new edict usually costs money.
- Special actions like inviting skilled workers to the city usually cost money.

Swiss Bank

This bank account represents El Presidente's personal wealth - the money you managed to stash during your reign for rainy days ahead. Personal wealth can be "diverted" from the National Treasury in various ways and it contributes to the score at the end of each mission.

Politics

Under capitalism, man exploits man. Under communism, it's just the opposite.
- John Kenneth Galbraith

Factions

The people of Tropicó may be members of several political factions, each with its own agenda. Faction leader's happiness has quite a big impact of the opinions of the members of the faction as a whole, so it is important to either keep the leaders happy, or quietly remove them from the scene.

- Capitalists - influence the relationships with the USA. Capitalists desire wealth and prosperity. They are few in numbers, but very influential
- Communists - influence the relationships with the USSR. They represent the interests of the workers class and are usually one of the largest factions on the island. They will be displeased if the wealthy elite receive much higher wages than the common worker.
- Intellectuals - typically the intellectuals are not many, but are well educated. If they are displeased, educated workers will leave the island. Intellectuals value liberty, democracy and education.
- Religious - the religious people in Tropicó are many and it is important to keep them pleased. They desire churches and cathedrals and will oppose shady or corrupt acts.
- Militarists - when you displease this faction, you may suffer severe consequences. This is because the militarists hold in their hands most of the firepower of the island and can easily stage a military coup. It is often best to specifically cater to the needs of the soldiers in order to prevent this eventuality.
- Environmentalists - the environmentalists are a small faction that campaigns

for low pollution and preservation of the island nature. Heavy industry and high pollution will displease them.

- Nationalists - nationalists put Tropicco above all else. They oppose close relationships with any foreign power and policies encouraging the immigration of foreign citizens on the island. Only people born in Tropicco may become members of this faction.

Elections

The population of the island will demand free elections every few years. When the democracy expectations of your island are high, the people will demand elections more often. If you do not allow the elections, the people's liberty satisfaction will suffer and the USA will be displeased.

When Elections have been scheduled, you will receive up-to-date poll information in the left part of your screen. People are more likely to vote for you if they respect you and if their overall happiness is high. Of course, the opposing candidate and his family are not likely to vote for you.

If you lose an election, you will also lose the game. It is possible to arrange an election fraud, but this will greatly displease the intellectuals on the island.

Election Speeches

Elections Speeches can be used for swaying the public opinion or your foreign relations. When you are prompted for elections you will be given the option to give a speech and a special interface for composing speeches will appear.

When composing speeches you will have three major choices - what hot topic to address, who to praise and what to promise for the next elections.

- Address a current issue - you can choose one of the following factors - Job Quality, Housing, Food Quality, Entertainment, Religion, Healthcare, Environment, or Crime safety as a topic to address. When you address an issue, it will have less impact on the votes of your citizens for the next elections.

- Praise - gives you the option to praise a faction or a Superpower. Praising temporarily increases the respect of the members of the faction (if a faction was chosen) or the relations with the selected Superpower (if a Superpower was chosen). You can also praise yourself.

- Promise - allows you to make an election promise. You can choose one of the different faction demands. Election promises will allow you to sway your more impressionable subjects, but if you do not fulfill your promises, they will think twice before voting for you. You may choose not to make an election promise.

Foreign Politics

The attitude of the foreign superpowers towards Tropicco determines the amount of foreign aid they will send. If one of these countries is very displeased with your reign, it may forcefully remove you from office.

It is quite hard to keep at the good side of both USA and USSR but if you manage to form an alliance with a foreign power and allow the construction

TROPICO 3

of a military base on the island, the other superpower will never threaten your reign.


Superpower demands

Occasionally, a Superpower you have formed an alliance with, will demand that you issue specific foreign policy edicts. Until you issue the edict they want, you will not receive any rent from their military base. You can see the demand that has been made on you from the Info Panel of the foreign military base on your island.

Protests

Citizens who are unhappy will occasionally start a protest. During a protest the citizen who started the protest and the crowd that has gathered around him will temporarily respect you less. Also people who protest often may decide to become rebels.

The chance of a protest also depends on liberty - protests are more likely in areas with higher liberty rating. If the liberty in the area is too low, the citizens may be too afraid to protest.

You can calm down protests - by selecting your Avatar and pressing  when the selection cursor is over the protesting citizens. Your Avatar will then calm down the protesters.

Uprisings

When the majority of the population is unhappy, an uprising may occur. Uprisings are brutal conflicts in which the population is split into loyalists who support your rule and traitors who wish to overthrow you. You will be able to see the number of traitors and loyalists in the left part of your screen.

The traitors will try to take control of your palace. If you lose your palace, you will lose the game.

Coups

If some of your soldiers and generals are unhappy they may stage a coup d'etat. The remaining soldiers who are faithful to you will try to protect the palace.

The traitors will try to take control of your palace. If you lose your palace, you will lose the game.

Rebel attacks

If you have rebels on your islands, you should be prepared for their attacks. The rebels usually attack buildings on the outskirts of your city. Army regiments close to the site of the attack will try to repel the rebels.

After several attacks, the rebels may become plucky and try to attack your palace. If you lose your palace, you will lose the game.

Secret police

You can create Secret Police Headquarters through the “Secret Police” edict. The secret police will enable you to use the “Arrange Accident” citizen action, unlocks several edicts and gives you early reports about subversive activities (see below).

Subversive activities

The KGB, the CIA and the rebels on your island may trigger subversive activities like bomb threats, worker strikes, media occupation, assassination attempts and hostage crises. These subversive activities will require you to make a choice of what is to be made in the situation.

If you have established a Secret Police on your island, you will get additional choices and if your agents are good, even reports about future threats.

Playing Online

Where there is a worker, there lies a nation.

- Evita Peron

You can browse and play challenges created by Tropicó 3 players from around the world. To access the online portion of the game you will have to be logged in Xbox LIVE.

High Score Tables

When you win a mission or a challenge you can submit your final score online. Your scores will be added to the global leaderboard. There are two leaderboards - Campaign leaderboard which compares players based on their cumulative campaign score and Challenge leaderboard which compares players based on the top 10 challenges they have won.

TROPICO 3



Appendix 1 - Buildings**Housing****Apartment Block**

Description: Huge improvement over tenements, Apartments offer a major housing quality boost, and cost only \$1000 more, but shelter fewer families. It's wise to stack the bulk of your people in these buildings. Since they aren't notoriously ugly, you can safely place them closer to your tourist areas.

Cost: \$5000

Residents: 6

Bunkhouse

Description: This building has the look and the living conditions of a barn. Cheap, quick to build and superior to the shacks, these Bunkhouses are still no alternative to decent housing.

Cost: \$300

Residents: 2

Condominium

Description: Poor millionaires - they are so rich, that rarely any building meets their high expectations. With a Condominium you'll wipe the tears off their sad faces and make them smile again.

Cost: \$6000

Requirements: Electricity

Residents: 4

Country House

Description: The average Caribbean paisano will appreciate these middle-class houses. They are quick to build and inexpensive, but offer space for only one family.

Cost: \$500

Residents: 1

TROPICO 3



House

Description: Run-of-the-mill suburban house, which will please most tropicans, but still offers very little in terms of living space.

Cost: \$1000

Residents: 1



Mansion

Description: Every parvenu loves to show off with his fancy house. Give 'em something to brag about with this excellent residence.

Cost: \$2000

Requirements: Electricity

Residents: 1



Shanty

Description: Run-down building that screams 'poverty'. Keep these eyesores far away from pretentious tourists and upper class citizens.

Cost: \$150

Residents: 1



Tenement

Description: Gray, run-down, overcrowded buildings. Perfect breeding ground for adolescent criminals. Tenements aren't going to make any Tropicans particularly happy and the tourists will complain, but hey, anything is better than a shack!

Cost: \$4000

Residents: 12

Government

Armory

Description: Without weapons, every revolution is doomed to fail. Armories let you construct the cheaper guard stations and extend your government's control. Don't forget, that every guard post needs one general, so plan on building more armories if you care for your safety, el Presidente.



Cost: \$3000

Workers: Generals (3), College educated

Army Base

Description: The Army Base will establish your dominance in the region. It will also provide your soldiers with good housing and healthcare. One general is enough to guarantee the base is operational.

Cost: \$10000

Requirements: Armory

Workers: Generals (3), College educated

Residents: 15



Bank

Description: The Bank allows foreign tourists to do their banking. You can also embezzle some government funds through this building or use the bank to lower building costs.

Cost: \$8000

Workers: Bankers (5), College educated



Diplomatic Ministry

Description: Every sane person knows for a fact that Tropicó is the most powerful nation on earth. Still, to keep it this way, we need to establish diplomatic relations with the inferior nations, so wrongly called Superpowers. With this building you can increase your relations with either the capitalist US or the communist USSR.

Cost: \$5000

Workers: Bureaucrats (3), High School educated



Guard Station

Description: How is it possible, that these so called rebels doubt our great leader's teachings?! Don't wait for the answer, just place some Guard Stations. They will dampen any dissent and soothe the demanding militarist faction.



TROPICO 3

Cost: \$1500
Requirements: Armory
Workers: Soldiers (3), High School educated

Immigration Office

Description: No one ever doubted the skills of our great people, but when we lack the workforce or specialists, we reluctantly consort to immigrants. On the other hand, be sure that your own people don't embrace decadent foreign influences too much to abandon you.

Cost: \$2500
Workers: Bureaucrats (2), High School educated

Police Station

Description: Safety is one of the primary concerns for every tourist. After all, no one likes to end up mugged in a dark alley. When you expand your island paradise, be sure to build some Police Stations in crowded, shady areas around Tenements, Factories and Night Clubs.

Cost: \$5000
Workers: Policemen, (5) High School educated

Prison

Description: It's so annoying when someone disagrees with you or spits on the great principles Tropicco was built upon. Let's see if they'll dare to second guess El Presidente's decisions again!

Cost: \$3000
Workers: Policemen (2), High School educated

Farms & Mines

Ranch

Description: For the cowboy in all of us. You can breed goats, cows and llamas in the ranch. Goats are more adaptable while cows sell for a higher price. As for Llamas, they are too cute to slaughter, but their fur makes for a nice rug.



Cost: \$750
Workers: Farmers (2)



Fisherman's Wharf

Description: Your fishermen will supply the population with fish. Fish can be canned and exported. But remember that no one likes that particular smell on their clothes and a romantic evening around the Wharf is out of the question.

Cost: \$3000
Workers: Fishermen (4)



Logging Camp

Description: If you have dense forests, you'll earn some good cash. Don't get too carried away with the cutting, though, because pollution and angry tourists are not something you want to deal with. This useful building is a must if you plan to construct a Lumber Mill

Cost: \$1500
Workers: Lumberjack (8)



Mine

Description: It's mine, all mine! I mean yours, my Presidente! The miners can dig for Gold, Aluminum and Iron. Just make sure to build your mines away from city centers, because they produce a lot of pollution.

Cost: \$3000
Workers: Miner (8)



Oil Well

Description: It's high time to show these arrogant Superpowers who's the Man by ruthlessly exploiting earth's riches. Whenever you encounter deposits, you can build a Oil Well and the sweet little money will start rolling in.

Cost: \$8000
Workers: Engineers (2), College educated

TROPICO 3

Farm

Description: Your farmers can grow a variety of crops for food and export. Various conditions such as elevation, humidity, and soil determine what crops can grow in the area around the farm.



Cost: \$1500
Workers: Farmers (6)

Infrastructure

Airport

Description: Air Tropicana has established a long tradition as the airline which brings fishes and people together. Let's just hope the tourists don't get wind of that from our brochures. Hey, wait, we don't have any brochures left! Never did, actually.



Cost: \$16000
Workers: Engineers (2), College educated

Construction Office

Description: Without this building, nothing else will ever get built. As with the Teamster's office, you'll start with one Construction Office already available. Plan on placing more of these so large projects are completed faster.



Cost: \$2000
Workers: Constructors (8)

Dock

Description: Without a dock there is no real economy on Tropico. Everything you produce will be carried to the Dock by your Teamsters and sold to an outgoing freighter before the cash starts rolling. Poor immigrants also arrive at the Dock with hopes of a better tomorrow.



Cost: \$2000
Workers: Dockworkers (4)

Power Plant



Description: Without electricity you are doomed to a Caribbean stone age. The Power Plant enables the advanced and costly structures that are needed for your exotic little paradise.

Cost: \$17000

Workers: Engineers (8), College educated

Garage



Description: When a citizen needs a transport, he goes to a Garage and miraculously reappears as a car to travel to another Garage or building connected to a road. Miracles do happen in Tropic.

Cost: \$2500

Workers: Teamsters (2)

Tourist Dock



Description: Tourists are distrustful folk and the sight of your industrial dock will make them sail away faster than you can say 'Shawshank Redemption'. The Passenger Dock will allow these nitpickers to enter your island from a more presentable location.

Cost: \$2000

Workers: Dockworkers (2)

Electric Substation



Description: Your Power Plant has a limited range. The substation extends the coverage of your electric grid and probably helps Ramon watch the soccer game with his aged Russian tube.

Cost: \$2000

Requirements: Power Plant

TROPICO 3

Teamsters' Office



Description: It can't be overstated how important the teamsters are to your economy. Production from farms and industries needs a fast transport in order to magically turn into more money for you and your country. Always make sure to have sufficient teamsters to carry all your goods.

Cost: \$2000
Workers: Teamsters (6)

Accommodations

Beach Villa



Description: Super models and financial hotshots often rent these luxurious beach villas as the perfect spot for some good old fashioned debauchery and excessive partying.

Cost: \$1500
Requirements: Tourist Dock
Workers: Maid (1)

Bungalow



Description: Romantically inclined couples will appreciate the beach Bungalow. It offers unforgettable holiday experiences directly by the sea.

Cost: \$400
Requirements: Tourist Dock
Workers: Maid (1)

Hotel



Description: This Hotel is the best thing most tourists will be able to afford, so forget the big spenders for now and concentrate on sheltering the masses. Just make sure to build some attractions in the vicinity and you're good to go with the tourist basics.

Cost: \$5000
Requirements: Tourist Dock
Workers: Maids (3)

Luxury Hotel



Description: The foreign elite don't like to mingle with the crowds. They prefer their hotels with as much stars as possible, their maids - French, and their Banana Daiquiris - cold. The Luxury Hotel will surely please these fat, walking moneybags.

Cost: \$10000

Requirements: Tourist Dock

Workers: Maids (6)

Motel



Description: The Motel is a place of dubious reputation. The local guests are bikers, truckers and roach-exterminators. If the manager isn't one Norman Bates or his mother, you can give this cheap hotel a try; at your own risk of course!

Cost: \$3000

Requirements: Tourist Dock

Workers: Maids (2)

Skyscraper Hotel



Description: As generally 'modest' people, millionaires always like their buildings very big and very tall. Only Freud can explain why. By building a hotel of such magnitude, you'll gain prominence not only in the Caribbean region, but the whole world.

Cost: \$12000

Requirements: Tourist Dock

Workers: Maids (8)

Industry

Cannery



Description: Every time El Presidente looks at a greasy can with the tag 'Made in Tropicó', he can't help but shed a tear for the glory he brought to his small Caribbean nation. The Cannery can process Fish, Coffee, and Pineapple. Canned goods will sell for more money.

TROPICO 3

Cost: \$15000

Workers: Factory Workers (8), High School educated

Cigar Factory

Description: Every true leader appreciates a fine cigar. The Cigar factory processes Tobacco and will deliver exquisite smoking pleasures for great men. The Factory can be upgraded to produce Machine Cigars.



Cost: \$10000

Workers: Factory Workers (8), High School educated

Furniture Factory

Description: Expensive furniture adds the necessary elan to every home. The high building cost is justified by the economic benefits it brings along. Put the surplus of lumber into good use if you can afford the steep price.



Cost: \$17000

Workers: Factory Workers (8), High School educated

Jewelry Factory

Description: Jewels are said to be every girl's best friends. A gold mine and enough spare cash will turn this into a lucrative business and will probably save a marriage or two.



Cost: \$13000

Workers: Factory Workers (6), High School educated

Lumber Mill

Description: Find a heavily forested area and boost your early economy with this useful building. Cutting trees will outrage Environmentalists and Eco-tourists alike.



Cost: \$5000

Workers: Factory Workers (5), High School educated



Oil Refinery

Description: Black gold rules the world. Oil doesn't guarantee happiness or a place in heaven, but one thing is for sure - you'll have a hard time counting all the cash once it starts flowing.

Cost: \$25000

Workers: Engineers (8), College educated



Rum Distillery

Description: Not only pirates enjoy a good bottle of rum. This Distillery processes Sugar into Rum. Make this a profitable business and you'll be appreciated far beyond the reaches of the Caribbean.

Cost: \$22000

Workers: Factory Workers (12), High School educated

Attractions

Beach site

Description: All tourists love beach sites so you can build plenty of them. Their cheap price as an attraction is unbeatable and they allow you to cash-in on the natural beauty of your island's beaches.

Cost: \$500

Workers: Attendant (1)



Botanical Garden

Description: Someone probably dug the 'rare' plants at the botanical garden at his grandma's backyard, but the tourists won't notice the difference. They will just stand in awe, admiring the vibrant colors of the plants inside that large glass dome.

Cost: \$5000

Requirements: Hotel

Workers: Professor (1), College educated



TROPICO 3



Ethnic Enclave

Description: Nobody on Tropicco knows exactly what happened to the indigenous people of the Island, but one thing is for sure: the so called 'Authentic Natives', which you present to the gullible tourists, are as fake as the breasts of Tropicco's famous baywatch babe Amela Panderson.

Cost: \$10000
Workers: Natives (4)



Tour Office

Description: Tropicco Guided Tour take tourists gently by the hand and show them exactly what they expect to see. Be sure to set the destination of the tour to the most beautiful spot in the vicinity.

Cost: \$1750
Requirements: Hotel
Workers: Attendants (2)



Pool

Description: Tourists are lazy creatures. Why go to the ocean, when the ocean can come to them? A Pool is always an excellent choice around cheap and regular hotels. And with the upscale dress code you'll even be able to keep fat, ugly slobs away from the sensitive eyes of the lifeguards.

Cost: \$4000
Requirements: Hotel
Workers: Attendants (2)



Scenic Outlook

Description: Show the tourists something beautiful and instead of admiring it, they will most likely end up shooting stupid pictures of themselves.

Cost: \$1000
Requirements: Hotel

Souvenir Shop

Description: The lower and middle-class tourists just love Souvenir Shops. They can't restrain themselves from buying even the most useless junk. After they return home, tourists proudly present their 'souvenir trophies' to family and friends.



Cost: \$1250

Workers: Shopkeepers (2), High School educated

Spa

Description: Some people live under the false impression that covering themselves with mud will make them younger and prettier. Exploit their fond delusions with the Spa.

Contrast baths with hot and cold water will make rich people thin and their pockets even thinner.

Cost: \$5000

Requirements: Hotel

Workers: Attendants (3)



Zoo

Description: Tourists usually live in big cities and have seen most animals only on TV. It's a good idea to entertain them with a Zoo, since everyone enjoys watching wild beasts from a safe distance.

Cost: \$7000

Workers: Attendants (4)



Human Services

Cathedral

Description: This marvelous Cathedral provides a direct link to God, who specifically allowed Tropicant priests and bishops to marry. It brings comfort to the souls of rich and poor alike.

Cost: \$20000

Workers: Bishops (4), College educated



TROPICO 3



Church

Description: Religion plays an important part in the lives of Tropicans, so you will be wise to satisfy their needs with a church. This building will soothe a small religious community, but later on you'll need something with more grandeur to show how much you respect God.

Cost: \$6000

Workers: Priests (4), High School educated



College

Description: As with the High School, the College will save you lots of money from importing workers from abroad. Just make sure you have jobs for the college educated, so the bright minds of Tropicico don't end up blaming you for their unemployment.

Cost: \$12000

Requirements: High School

Workers: Professors (8), College educated



Clinic

Description: Without a simple Health Clinic, the people of Tropicico will be forced to visit the local witch-doctor and we don't want this in our thriving country, right?! This building provides basic healthcare.

Cost: \$3000

Workers: Doctors (2), College educated



High School

Description: As in everywhere, the better jobs require well educated people. Importing specialists from overseas is a costly business. The High School lets you train your own people to work in your industries. Choosing the right education mode is important too.

Cost: \$8000

Workers: Teachers (6), High School educated

Hospital



Description: A hospital is able to fully satisfy the health care needs of all Tropicans. Your people will live to serve you longer and Americans will envy your excellent healthcare.

Cost: \$12000

Requirements: Electricity

Workers: Doctors (4), College educated

Marketplace



Description: When the people are hungry they are forced to humiliate themselves by walking to a farm and getting their food from the source. A strategically placed market will save them the trip, so they can take a longer siesta.

Cost: \$500

Workers: Shopkeeper (1), High School educated

Newspaper



Description: What a better way to spread blatant lies and disinformation among the populace, than a newspaper?! People like to say: 'I read it in the paper, so it must be true'. Poor gullible souls should have known better!

Cost: \$7000

Workers: Journalists (3), College educated

Radio Station



Description: The general idea behind the Radio Station is to entertain people with some nice music and make them forget the daily chores. In Tropico, El Presidente, you may use it to transmit excruciatingly long speeches to the people.

Cost: \$10000

Requirements: Electricity

Workers: Journalists (2), College educated

TV Station

Description: Brainwashing was never easier, since

TROPICO 3



some genius invented the tube. Feed the people your own version of democracy or make them even dumber by broadcasting brain-dead entertainment and mind-numbing soap operas.

Cost: \$15000

Requirements: Electricity

Workers: Journalists (3), College educated

Entertainment



Cabaret

Description: Feed those ever-hungry male eyes with the Cabaret. Exotic showgirls will charm and entertain the visitors of this building. Soldiers find this establishment especially pleasing; go figure why. Despite what you might think, nothing indecent happens behind those neon-lit walls.

Cost: \$4000

Requirements: Electricity

Workers: Showgirls (3)



Casino

Description: Gambling may be an addictive vice, but no ruler should dismiss the opportunity to cash-in on people's hopes and dreams of fast fortune. British secret agents and lethal females are said to frequent at the Casino.

Cost: \$10000

Requirements: Power Plant

Workers: Pit Bosses (4), High School educated



Childhood Home

Description: "Behold the place where our beloved leader was raised". This is the authentic home of El Presidente, the wisest, most magnificent ruler of all. Tourists just love to see what that tyrant business is all about and the locals use it as a place of worship and pilgrimage.

Cost: \$2000

Workers: Shopkeepers (2), High School educated



Gourmet Restaurant

Description: Picky customers often prefer exquisite cuisine rather than the suspicious looking foodstuff that the poor so readily ingest. This restaurant is a true gastronomical fiesta, lifting the senses to new heights.

Cost: \$3000

Requirements: Electricity

Workers: Cooks (4)

Movie Theater

Description: What a better way to spend the evening than a night at the movies?! Garbo, Bogart, Monroe - you get them all here. A movie theater provides entertainment and enlightens the population. It also allows couples to hold hands and cuddle.

Cost: \$3000

Requirements: Power Plant

Workers: Attendants (3)

Night Club

Description: Every self-respecting Caribbean resort offers unforgettable night life. The Night Club entertains visitors with steamy salsa music and cocktails with tiny umbrellas. It provides a more pleasurable atmosphere than a mere pub. Just watch for crime, which tends to thrive in such joints.

Cost: \$4000

Requirements: Electricity

Workers: Barmaids (4)

Pub

Description: Nothing brings people together like a visit at the local pub. A good time with friends, a glass of beer and a soccer game will make everyone forget the daily chores. The Pub is necessary if you intend to open a Night Club and is useful for some entertaining edicts.

Cost: \$800

Workers: Barmaids (2)



TROPICO 3



Restaurant

Description: Specializes in local cuisine. Tropicans will be perfectly content with it, but some food-worshipping tourists might expect something more sophisticated and extraordinary.

Cost: \$2000

Workers: Cooks (2)




Sports Complex

Description: Tropicans will find their miserable existence a tad more bearable if they can afford a visit to this modern sporting facility. This Sports Complex is home of Tropico 's legendary soccer team - The Chupacabras. It boosts entertainment and tourism.

Cost: \$25000

Requirements: Electricity

Workers: Pro Athletes (6), High School Educated



Appendix 2 - Edicts**Social****Name: Prohibition**

Cost: 500



Description: A sober worker is an efficient worker, my Presidente! A national ban of the production and sales of Alcohol will raise the productivity of all workers and slightly increase the respect of the Religious faction. We will have to shut down all pubs, nightclubs and run distilleries for the duration of the edict. We estimate the crime will increase significantly for the duration of the edict.

Name: Literacy Program

Cost: 500 + annual maintenance 2 per Tropicant



Required Buildings: High School

Description: All workers and students gain experience 30% faster. May be cancelled at any time.

Name: Contraception Ban

Cost: 500



Required Buildings: Church

Required Respect: religious = 40

Description: As it is written in the good book: "Be fruitful and increase in number"! By banning contraceptives we would encourage Tropicant families to raise more children, as God and nature intended. This will slightly increase our standing with the Religious faction, but the Intellectuals are bound to oppose it strongly.

Name: Anti-Litter Ordinance

Cost: 500



Description: This ordinance will help in preserving the lush Tropicant environment unspoiled, but will somewhat limit the liberty of our citizens. The pollution created by our residents will be cut in half, but this has no effect on industrial pollution.

TROPICO 3

Name: Sensitivity Training

Cost: 500 + 50 upkeep per soldier/policeman per year



Required Buildings: College

Description: Sensitivity training 101: Never hit the civilians on places where it will leave a visible mark. By teaching our policemen and soldiers valuable sensitivity lessons such as this one, we will reduce the negative effect they usually have on people's liberty. This edict requires annual upkeep of \$50 per soldier, policemen, or general and can be cancelled at any time.

Name: Food for the People

Cost: 500



Description: Two full meals every day - even the most gluttonous of our citizens will be satisfied with these double rations. This edict will greatly improve the Food happiness of our population, but the food consumption will be doubled, so you'd better be sure that Tropico has enough food when you issue it.

Name: Social Security

Cost: 500



Description: No more will our students and elder citizens be forced to live in shacks because they have no income! Two thirds of the average wage will be paid every month to each student or retired citizen in Tropico. This edict will slightly increase the respect of everyone and can be cancelled at any time.

Name: Same Sex Marriages

Cost: 500



Happiness: Liberty = 70

Description: Presidente, I recently learned that gay people are not allowed to marry in our country. I looked up the word in a dictionary and found out that it means 'cheery'. We should certainly allow these cheery people to marry from now on. For some strange reason the Religious faction is against this measure, but the Intellectuals respect is bound to increase greatly.

Name: Wiretapping

Cost: \$100 per month



Required Buildings: Secret Police

Required Respect: religious = 40

Description: A monthly stipend of \$100 will allow our Secret Agents to carefully monitor all communications and correspondence on the island, and thus discover various subversive activities and foreign agents quickly. Since some dissidents may oppose even these prudent measures, we will take care to keep them in secret.

Name: Bribe Faction Leaders

Cost: 7000



Required Buildings: Bank

Description: There is no fortress that can't be conquered by a llama loaded with gold! A special gift to all faction leaders will increase the respect of almost everyone on the island. Like other bribes, the effect is only temporary.

Foreign Policy

Name: Praise US

Cost: 500



Required Buildings: Diplomatic Ministry

Description: Let the diplomats praise our American friends and sing 'Yankee Doodle'! This will strengthen our bonds with the Yankees but will hurt the pride of the Russians, at least for the next few years. The improvement of our relations with the US will be greater than the decrease of the respect of the USSR towards us.

Name: US Development Aid

Cost: 2000



Required Buildings: Diplomatic Ministry

Description: Our friends in the US have agreed to provide us with blueprints that will allow us to construct

TROPICO 3

Power Plants and Airports at half of their usual price. This one-time investment may save us a lot of pesos in the future, Presidente.

Name: Trade Mission (US)

Cost: 1000



Required Buildings: Diplomatic Ministry, Airport
Description: A trade delegation to Washington may result in a favorable treaty for Tropicó. Perhaps the Yankees will agree to buy some of our products at preferential prices, or they may grant us a subsidy to construct a building. They may even give us extra foreign aid to subsidize the development of our country. The success of such trade delegations tends to be unpredictable, but the better our relations with US are, the better the result could be.

Name: Alliance with US

Cost: 6000



Required Buildings: Diplomatic Ministry
Description: Let us cement our relationship with the US with a permanent alliance. The Yankees will build a military base on our island to protect us from USSR invasion. Our allies will pay us yearly rent of \$1000. This act will further improve our relations with the Americans, but will worsen our relations with the Russians and will anger the Nationalists.

Name: Nuclear Testing

Cost: 0 (grants you 10000)



Required Buildings: Diplomatic Ministry
Description: Our friends abroad have offered us a unique one-time deal. They propose to pay us a compensation of \$10000 if we allow them to commit a test run of their new super weapon in our territorial waters. Be advised, the environmentalists won't be happy at all, and they are not likely to ever forgive you.

Name: Praise USSR

Cost: 500



Required Buildings: Diplomatic Ministry
Description: Let the diplomats praise our comrades in the USSR and treat them generously with lots of alcoholic beverages! This will strengthen our bonds with the Russians but will hurt the pride of the Yankees, at least for the next few years. The improvement of our relations with the USSR will be greater than the decrease of the respect of the US towards us.

Name: USSR Development Aid

Cost: 2000



Required Buildings: Diplomatic Ministry
Description: Our comrades in the USSR have agreed to provide us with blueprints that will allow us to construct Tenements and Apartments at half of their usual price. This one-time investment may save us a lot of pesos in the future, Presidente.

Name: Trade Mission (USSR)

Cost: 1000



Required Buildings: Diplomatic Ministry, Airport
Description: A trade delegation to Moscow may result in a favorable treaty for Tropicco. Perhaps the Russians will agree to buy some of our products at preferential prices, or they may grant us a subsidy to construct a building. They may even give us extra foreign aid to subsidize the development of country. The success of such trade delegations tends to be unpredictable, but the better our relations with USSR are, the better the result could be.

Name: Alliance with USSR

Cost: 6000



Required Buildings: Diplomatic Ministry
Description: Let us cement our relationship with the USSR with a permanent alliance. Our comrades, the Russians will build a military base on our island to

TROPICO 3

protect us from US invasion. Our allies will pay us a yearly rent of \$1000. This act will further improve our relations with the Russians, but will worsen our relations with the Americans and will anger the Nationalists.



Name: Humanitarian Aid

Cost: 0

Required Buildings: Diplomatic Ministry
Description: The International Aid Corps offers their help to the people of Tropicico. If we invite them to our island, their Aid Camp will provide free food and healthcare to our citizens for up to 5 years. Experts from the Aid Corps predict an increase in crime activity in the area around the camp.



Economy

Name: Industry Ad campaign

Cost: 8000

Required Buildings: TV Station
Description: Let us tell the world about our quality industry goods, Presidente! By launching a worldwide Industry ad campaign we will raise the export prices of our factory goods with 20% for the next 3 years. Keep in mind that this will not affect the prices of foods and raw materials.



Name: Pollution Standards

Cost: 500

Description: Thick clouds of black smoke may be clear signs of progress, but for some reason they seem to displease both our citizens and the tourists. Installing pollution control devices in our factories will raise their upkeep by 40%. This edict will cut the industrial pollution in half, but has no effect on pollution created by the population.

Name: Tourism Ad campaign

Cost: 5000



Required Buildings: Hotel, TV Station

Description: Let us tell the world about our friendly people and wonderful beaches, Presidente! By launching a Tourism ad campaign we will attract more foreign tourists with fat pocketbooks to our beautiful country.

Name: The Headliner

Cost: 5000



Required Buildings: Night Club

Description: The Headliner - even now, several decades past his prime, he will be a real boon to Tropicoco. His visit will attract more tourists and somewhat raise the quality of all entertainment buildings. Some aging US senators are rumored to be his fans, so the US relationships will also be improved.

Name: Tax Cut

Cost: 200 per adult Tropicoco citizen



Description: Desperate times call for desperate measures, my Presidente! Normally the government takes money from people, but if we instead give them some pesos back, we will surely win the respect of everyone on the island. Be careful, the people are quick to forget such kindness, so this drastic action will have an effect only for the next few years.

Name: Building Permit

Cost: 500



Description: Scratch my back and I will scratch yours. Nudge, nudge, wink, wink, know what I mean? A "special" building permit will increase construction prices with 20%, but 10% of the money will go directly to your Swiss Bank account. The intellectuals certainly know what you mean and their respect will decrease until you cancel the edict.

TROPICO 3

Name: Pan-Caribbean games

Cost: 7500



Required Buildings: Sports Complex

Description: The ever popular Pan-Caribbean games offered us the honor to host them for the next three years. This endeavor is costly, but tourists will flock to our hotels and the quality of entertainment on the island will be significantly increased.

Name: Mardi Gras

Cost: 3000



Required Buildings: Pub

Description: Let us sponsor a Fat Tuesday party to raise the spirits of the people and attract more tourists to the Island! If we hold a Mardi Gras carnival both tourism rating and entertainment quality will increase for the next three years. Disorderly behavior of the celebrants and drunk policemen will increase crime during the festival.

Name: Spring Break Package

Cost: 4000



Required Buildings: Hotel, Pub, Airport

Description: We can offer promotional packages to groups of foreign college students wishing to spend their vacation in the tropics. Our pubs are certainly capable to satisfy all their needs. This promotional campaign will increase significantly both our tourism rating and the number of arriving spring break tourists for the next 3 years.

Name: Geographic TV Special

Cost: 7000



Required Buildings: Hotel, Museum

Description: A popular Yankee geography channel expressed interest in the rich cultural heritage and the beautiful nature of our island. If we allow them to film and broadcast a feature film about our country, everybody will be proud and will respect you more, particularly the Environmentalists and Intellectuals.

This will also be a great permanent boost to our tourism and will attract many Eco Tourist visitors. Effects will last for 3 years.

Domestic Policy

Name: Amnesty

Cost: 500

Required Required Respect: militarists = 60
Citizens: Rebel = 1, General = 1

Description: No wonder people build statues in tribute to your generosity, Presidente. You are ready to forgive even those pesky Rebels that took arms against you and invite them back to society. Keep in mind that your kind words may fall onto deaf ears - the Rebels will consider returning only if the island conditions have improved significantly in the last few years.



Name: Early Elections

Cost: 2000

Description: Presidente, we are a democracy and that means that you have the right to order the people to vote for you at any time. If you schedule early elections when the people are in your favor perhaps you can win with less hassle than at a later time.



Name: Inquisition

Cost: 500

Required Buildings: Cathedral

Required Required Respect: religious = 60

Description: Nobody expects the Tropicana Inquisition! We will strongly encourage our citizens to confess their sins to our politically aware priests, so we always know the thoughts in their heads. This will reduce the chances for protests, uprisings, and coups, but will somewhat increase the rebel activity. Unfortunately our liberty and tourism ratings will suffer.



TROPICO 3

Name: Book BBQ

Cost: 500



Required Buildings: Church

Required Required Respect: religious = 40

Description: We must burn all those reactionary books that have been poisoning the minds of our people. That will show those egg-headed intellectuals that their kind is not welcome here. Half of the members of their faction will drop out instantly, and less new intellectuals will arrive on the island from now on. It is better to have no progress at all than to progress in the wrong direction - students will graduate 50% slower because of all the burned textbooks. This edict can be cancelled at any time.

Name: Martial Law

Cost: 5000



Required Required Respect: militarists = 60

Description: Enforcing a martial law will greatly decrease crime in our country. Unfortunately, it will also decrease liberty, production, and tourism ratings since soldiers enforcing the law tend to scare everyone. The best thing is that there will be no election while Martial Law is active, unless the OSCC is enforcing free elections on our island.

Name: Off to Florida!

Cost: 3000



Citizens: Prisoner = 1

Description: Do we really need all those useless prisoners, Presidente?! I say, let us send them to Florida and forget about them once and for all. We can do this only one time and the relationship with the US will suffer a bit, but this is the humane way to deal with the problematic inmates.

Name: Papal Visit

Cost: 10000

Required Buildings: Cathedral

Required Required Respect: religious = 60

TROPICO 3



Description: Do I hear the honk of the popemobile? If we invite His Holiness, the Religious faction will be ecstatic for at least three years and the respect of all others will rise as well! Priests and bishops will be extra motivated to condemn all sin, so the quality of service in all our religious buildings will improve for the duration of the edict.

Name: Conscription

Cost: 2500



Required Buildings: Army Base

Description: Uncle Pedro wants you! Conscription will allow uneducated Tropicans to become soldiers, even though their performance in battle will not be as good as the performance of professional soldiers. This is an unpopular measure that will increase rebel activity on the island and may force some people to try to leave the island.

Name: Military Modernization

Cost: 500 per army base and 50 per general or soldier

Required Buildings: Army Base

Description: No longer will we fight our enemies with antiquated weaponry - it is time to modernize our army. This will significantly increase the combat efficiency of soldiers and generals and will also improve the housing and health care provided to them by army bases. This edict requires annual upkeep of \$50 per soldier or general and can be cancelled at any time.



Name: Secret Police

Cost: 4000

Required Buildings: Police Station

Description: Political investigators, agent provocateurs, and even assassins, if need be - the secret policemen are the men for every dirty job. And, of course, officially they do not exist. The Secret Police will counter subversive activities of foreign agents and rebels and allow various special actions. You will have to establish their HQ in an existing building that will cease its previous functionality.



TROPICO 3

Credits

Haemimont Games

CREATIVE DIRECTOR
Gabriel Dobrev

TECHNICAL DIRECTOR
Ivan-Assen Ivanov

ART DIRECTOR
Peter "Pepi" Stanimirov

EXECUTIVE PRODUCER
Gabriel Dobrev

LEAD DESIGNER
Boian "Blizzard" Spasov

LEAD PROGRAMMER
Ivaylo Todorov

LEAD ARTIST
Peter "Pepi" Stanimirov

DESIGNERS
Bisser Dyankov
Boyan "Chimera" Ivanov
Krasimir Gatev
Lyubomir Iliev
Nikola Ikonov

SENIOR PROGRAMMERS
Alexander "Mordred" Andonov
Dimo Zaprianov
Georgi "Typhoon" Kadrev
Sergei Miloikov

PROGRAMMERS
Alexander "Feanor" Savchovsky
Asen Antonov
Danko Jordanov
Evgeni "Zammy" Petrov
Ivaylo "Eagle" Ivanov
Luchezar "Lucho" Belev
Maria Stanilova

Mihail "chrono" Minkov
Stoiko Todorov
Veselina Buyuklieva

LEAD ENVIRONMENT ARTISTS
Dimitar "Chrom" Tzvetanov
Viktor "PK" Asparuhov

SENIOR ENVIRONMENT ARTISTS
Filip Obretenov
Dimitar Tsvetanov

ENVIRONMENT ARTISTS
Angel "Gele" Stoianov
Elka Mandajieva
Natalia Atanasova
Stoian Sejmenov
Vladimir "SNU" Stanimirov

LEAD CHARACTER ARTISTS
Nelson "Atmos" Inomvan

CHARACTER ARTISTS
Anton Slavov
George "Yo" Stanimirov
Philip Nikolov

LEAD CHARACTER ANIMATION
Dimitar Nikolov

CHARACTER ANIMATION
Barbara Domuschieva
Silvia Vasileva
Svetla Radivoeva

LEAD 2D ARTISTS
Sabin Boykinov

SENIOR 2D ARTISTS
Biserka Georgieva
Desislava Paunova

2D ARTISTS
Filip Obretenov

TROPICO 3

Galina "ma4u4a" Vasileva
Hristo Chukov
Krasimir Rizov
Mihail Petrov
Tzviatko Kinchev

ASSISTANT PRODUCER
Stefan Domuschiev

LEAD LEVEL DESIGN
Dimitar "sedmi" Georgiev

LEVEL DESIGN
Agbondimi "agoria" Inomvan
Georgi "Doupi" Georgiev

SOUND FX
Tsvetomir Hristov

TESTING
Martin "Crafter" Uzunov
Vasil "Razael" Mirchev Jr

SPECIAL THANKS TO
The creators of the original Tropicico

Elena Paneva
Miroluba Baltijska
Petar "Yago" Shishkov
Teodora Georgieva

Kalypso Media Group

MANAGING DIRECTORS
Stefan Marcinek
Simon Hellwig

PRODUCT MANAGERS
Joachim Wegmann
Timo Thomas

MARKETING MANAGER
Anika Thun

PR DEPARTMENT
Stefan Marcinek
Lindsay Riehl
Ruth Fraser
Keiron Fraser
JJ Penny

KALYPSO MEDIA UK
Andrew Johnson
Charlie Barrett

KALYPSO MEDIA USA
Deborah Tillet
Lindsay Riehl

TROPICO 3 LOGO,
PACKAGING & WEBSITE
Joachim Wegmann

TESTING
Games Quality (PC)
Keyfactor (Xbox 360)

Joachim Wegmann
Timo Thomas
Dennis Blumenthal

and all Beta Testers!

TROPICO 3

Kalypso Media customer service

Free customer service

Our customer service is available 24 hours a day, seven days per week via email. If you have any questions or problems with one of our products, we offer you answers and solutions to the frequently asked questions at our forum or you can drop us an email under the following address:

support@kalypsomedia.com
forum.kalypsomedia.com

Therefore, we need the following information:

- The complete product name.
- If available, the exact error message and a description of the problem.

Both services are free of charge. Please note, that we are not able to answer requests concerning tips and tricks via email.

Tropico 3 Website

Please find more information on Tropico 3 at www.tropico3.com.

LIMITED SOFTWARE WARRANTY AND LICENSE AGREEMENT

YOUR USE OF THIS SOFTWARE IS SUBJECT TO THIS LIMITED SOFTWARE WARRANTY AND LICENSE AGREEMENT (THE "AGREEMENT") AND THE TERMS SET FORTH BELOW. THE "SOFTWARE" INCLUDES ALL SOFTWARE INCLUDED WITH THIS AGREEMENT, THE ACCOMPANYING MANUAL (S), PACKAGING AND OTHER WRITTEN, ELECTRONIC OR ON-LINE MATERIALS OR DOCUMENTATION, AND ANY AND ALL COPIES OF SUCH SOFTWARE AND ITS MATERIALS. BY OPENING THE SOFTWARE, INSTALLING, AND/OR USING THE SOFTWARE AND ANY OTHER MATERIALS INCLUDED WITH THE SOFTWARE, YOU HEREBY ACCEPT THE TERMS OF THIS LICENSE WITH [KALYPSO MEDIA UK Ltd.] ("LICENSOR").

LICENSE

Subject to this Agreement and its terms and conditions, LICENSOR hereby grants you the non-exclusive, non-transferable, limited right and license to use one copy of the Software for your personal use on a single home or portable computer. The Software is being licensed to you and you hereby acknowledge that no title or ownership in the Software is being transferred or assigned and this Agreement should not be construed as a sale of any rights in the Software. All rights not specifically granted under this Agreement are reserved by LICENSOR and, as applicable, its licensors.

OWNERSHIP

LICENSOR retains all right, title and interest to this Software, including, but not limited to, all copyrights, trademarks, trade secrets, trade names, proprietary rights, patents, titles, computer codes, audiovisual effects, themes, characters, character names, stories, dialog, settings, artwork, sounds effects, musical works, and moral rights. The Software is protected by United Kingdom copyright law and applicable copyright laws and treaties throughout the world. The Software may not be copied, reproduced or distributed in any manner or medium, in whole or in part, without prior written consent from

LICENSOR

Any persons copying, reproducing or distributing all or any portion of the Software in any manner or medium, will be willfully violating the copyright laws and may be subject to civil and criminal penalties. Be advised that Copyright violations are subject to penalties of up to £100,000 per violation. The Software contains certain licensed materials and LICENSOR's licensors may protect their rights in the event of any violation of this Agreement.

LICENSE CONDITIONS

You agree not to:

- (a) Commercially exploit the Software;
- (b) Distribute, lease, license, sell, rent or otherwise transfer or assign this Software, or any copies of this Software, without the express prior written consent of LICENSOR;
- (c) Make copies of the Software or any part thereof, except for back up or archival purposes;
- (d) Except as otherwise specifically provided by the Software or this Agreement, use or install the Software (or permit others to do same) on a network, for on-line use, or on more than one computer, computer terminal, or workstation at the same time;(e) Copy the Software onto a hard drive or other storage device and must run the Software from the included DVD/CD-ROM (although the Software may automatically copy a portion of itself onto your hard drive during installation in order to run more efficiently);
- (f) Use or copy the Software at a computer gaming center or any other location-based site; provided, that LICENSOR may offer you a separate site license agreement to make the Software available for commercial use;
- (g) Reverse engineer, decompile, disassemble or otherwise modify the Software, in whole or in part;
- (h) Remove or modify any proprietary notices or labels contained on or within the Software; and
- (i) Transport, export or re-export (directly or indirectly) into any country forbidden to receive such Software by any export laws or accompanying regulations or otherwise violate such laws or regulations, that may be amended from time to time.

THE SOFTWARE UTILITIES

The Software may contain a level editor or other similar type tools, assets and other materials (the "Software Utilities") that permit you to construct or customize new game levels and other related game materials for personal use in connection with the Software ("Customized Game Materials"). In the event the Software contains such Software Utilities, the use of the Software Utilities is subject to the following additional terms, conditions and restrictions:

- (a) All Customized Game Materials created by you are exclusively owned by LICENSOR and/or its licensors (as the case may be) and you hereby transfer, assign and convey to LICENSOR all right, title and interest in and to the Customized Game Materials and LICENSOR and its permitted licensors may use any Customized Game Materials made publicly available to you for any purpose whatsoever, including but not limited to for purposes of advertising and promoting the Software;
- (b) You will not use or permit third parties to use the Software Utilities and the Customized Game Materials created by you for any commercial purposes, including but not limited to distributing, leasing, licensing, renting, selling, or otherwise exploiting, transferring or assigning the ownership of such Customized Game Materials;
- (c) Customized Game Materials must be distributed solely for free; provided, that you may contact LICENSOR for a license to commercially exploit the Customized Game Materials which LICENSOR may grant or deny in its sole discretion;
- (d) Customized Game Materials shall not contain modifications to any other executable files;
- (e) Customized Game Materials must be used alone and can be created if the Customized Game Materials will be used exclusively in combination with the commercially released retail version of the Software.
- (f) Customized Game Materials cannot contain libelous, defamatory or other illegal material, material that is scandalous or invades the rights of privacy or publicity of any third party, or contain any trademarks, copyright-protected work or other property of third parties (without a valid license); and
- (g) All Customized Game Materials must contain the proper credits to the authors of the Customized Game Materials and must indicate that LICENSOR is not the author of the Customized Game Materials with additional language that "THIS MATERIAL IS NOT MADE, GUARANTEED OR SUPPORTED BY THE PUBLISHER OF THE SOFTWARE OR ITS AFFILIATES."

LIMITED WARRANTY

LICENSOR warrants to you (if you are the initial and original purchaser of the Software) that the original storage medium holding the Software is free from defects in material and workmanship under normal use and service for 90 days from the date of purchase. If for any reason you find a defect in the storage medium during the warranty period, LICENSOR agrees to replace, free of charge, any Software discovered to be defective within the warranty period as long as the Software is currently being manufactured by LICENSOR. If the Software is no longer available, LICENSOR retains the right to substitute a similar program of equal or greater value. This warranty is limited to the storage medium containing the Software as originally provided by LICENSOR and is not applicable to normal wear and tear. This warranty shall not be applicable and shall be void if the defect has arisen through abuse, mistreatment, or neglect. Any implied warranties prescribed by statute are expressly limited to the 90-day period described above.

Except as set forth above, this warranty is in lieu of all other warranties, whether oral or written, express or implied, including any other warranty of merchantability, fitness for a particular purpose or non-infringement, and no other representations or warranties of any kind shall be binding on LICENSOR.

When returning the Software subject to the limited warranty above, please send the original Software only to the LICENSOR address specified below and include: your name and return address; a photocopy of your dated sales receipt; and a brief note describing the defect and the system on which you are running the Software.

IN NO EVENT WILL LICENSOR BE LIABLE FOR SPECIAL, INCIDENTAL OR CONSEQUENTIAL DAMAGES RESULTING FROM

POSSESSION, USE OR MALFUNCTION OF THE SOFTWARE, INCLUDING DAMAGES TO PROPERTY, LOSS OF GOODWILL, COMPUTER FAILURE OR MALFUNCTION AND, TO THE EXTENT PERMITTED BY LAW, DAMAGES FOR PERSONAL INJURIES, EVEN IF LICENSOR HAS BEEN ADVISED OF THE POSSIBILITY OF SUCH DAMAGES. LICENSOR'S LIABILITY SHALL NOT EXCEED THE ACTUAL PRICE PAID FOR USE OF THE SOFTWARE. SOME STATES/COUNTRIES DO NOT ALLOW LIMITATIONS ON HOW LONG AN IMPLIED WARRANTY LASTS AND/OR THE EXCLUSION OR LIMITATION OF INCIDENTAL OR CONSEQUENTIAL DAMAGES, SO THE ABOVE LIMITATIONS AND/OR EXCLUSION OR LIMITATION OF LIABILITY MAY NOT APPLY TO YOU. THIS WARRANTY GIVES YOU SPECIFIC LEGAL RIGHTS, AND YOU MAY HAVE OTHER RIGHTS THAT VARY FROM JURISDICTION TO JURISDICTION.

TERMINATION

This Agreement will terminate automatically if you fail to comply with its terms and conditions. In such event, you must destroy all copies of the Software and all of its component parts. You can also end this Agreement by destroying the Software and all copies and reproductions of the Software and deleting and permanently purging the Software from any client server or computer on which it has been installed.

EQUITABLE REMEDIES

You hereby agree that if the terms of this Agreement are not specifically enforced, LICENSOR will be irreparably damaged, and therefore you agree that LICENSOR shall be entitled, without bond, other security, proof of damages, to appropriate equitable remedies with respect any of this Agreement, in addition to any other available remedies.

INDEMNITY

You agree to indemnify, defend and hold LICENSOR, its partners, licensors, affiliates, contractors, officers, directors, employees and agents harmless from all damages, losses and expenses arising directly or indirectly from your acts and omissions to act in using the Software pursuant to the terms of the Agreement.

MISCELLANEOUS


This Agreement represents the complete agreement concerning this license between the parties and supersedes all prior agreements and representations between them. It may be amended only by a writing executed by both parties. If any provision of this Agreement is held to be unenforceable for any reason, such provision shall be reformed only to the extent necessary to make it enforceable and the remaining provisions of this Agreement shall not be affected. This Agreement shall be construed under England and Welsh law. Leicester, Leicestershire.

If you have any questions concerning this license, you may contact in writing Kalypso Media Ltd.

KALYPSO MEDIA UK LTD.

Asmec Center
Eagle House
The Ring, Bracknell
Berkshire RG12 1HB
United Kingdom

www.kalypsomedia.com



WWW.TROPICO3.COM

kalypso

HAEMIMONT
GAMES

Xbox, Xbox 360, Xbox LIVE, and the Xbox logos are trademarks of the Microsoft group of companies and are used under license from Microsoft.