

⚠ Important Health Warning About Playing Video Games

Photosensitive Seizures

A very small percentage of people may experience a seizure when exposed to certain visual images, including flashing lights or patterns that may appear in video games. Even people who have no history of seizures or epilepsy may have an undiagnosed condition that can cause these "photosensitive epileptic seizures" while watching video games.

These seizures may have a variety of symptoms, including lightheadedness, altered vision, eye or face twitching, jerking or shaking of arms or legs, disorientation, confusion, or momentary loss of awareness. Seizures may also cause loss of consciousness or convulsions that can lead to injury from falling down or striking nearby objects.

Immediately stop playing and consult a doctor if you experience any of these symptoms. Parents should watch for or ask their children about the above symptoms—children and teenagers are more likely than adults to experience these seizures. The risk of photosensitive epileptic seizures may be reduced by taking the following precautions: Sit farther from the screen; use a smaller screen; play in a well-lit room; and do not play when you are drowsy or fatigued.

If you or any of your relatives have a history of seizures or epilepsy, consult a doctor before playing.

ESRB Game Ratings

The Entertainment Software Rating Board (ESRB) ratings are designed to provide consumers, especially parents, with concise, impartial guidance about the age-appropriateness and content of computer and video games. This information can help consumers make informed purchase decisions about which games they deem suitable for their children and families.

ESRB ratings have two equal parts:

- **Rating Symbols** suggest age appropriateness for the game. These symbols appear on the front of virtually every game box available for retail sale or rental in the United States and Canada.
- **Content Descriptors** indicate elements in a game that may have triggered a particular rating and/or may be of interest or concern. The descriptors appear on the back of the box next to the rating symbol.



For more information, visit www.ESRB.org

INTRODUCTION	1
GAME CONTROLS	3
MENU OPTIONS	4
MAP, GARAGE, PROFILE, OPTIONS, ONLINE	4
PLAYER CAREER	7
RACE EXPERIENCE	8
FREE RIDE AND EXPLORATION	9
CHALLENGES	10
GPS	11
DAMAGE METER	11
VEHICLES	12
CONNECT TO	12
GAMES FOR WINDOWS LIVE	13
MULTIPLAYER	14
RACE EDITOR	15
CREDITS	17
CUSTOMER LICENSE AGREEMENT	17
& WARRANTY	23
CUSTOMER SUPPORT	24

CONTENTS



IN AN
'ALTERNATE
PRESENT' VAST
AREAS OF
AMERICA
BECOME
NO-GO AREAS
AS GLOBAL
WARMING
TAKES ITS
TERRIBLE
TOLL.
TSUNAMIS RAVAGE
THE SEABOARDS,
BUSH FIRES
DECIMATE
FORESTS,

NO-GO ZONES

UNPREDICTABLE WEATHER CAUSES FLASH STORMS AND TORNADOS TEAR THROUGH THE COUNTRY.

Citizens retreat from the chaos in search of sanctuary in new cities where alternate clean energy sources are adopted to provide a sustainable way of living. Fossil fuels are shunned by a new society all-too aware of their new dependence on sustainable living.

But old habits die hard. The abandoned areas have now become a playground for a new breed of adrenaline-fuelled extreme sports fanatics.

Taking their modified, garage-tuned gas guzzlers, they have claimed the abandoned, dangerous areas of the USA as their own and compete against each other to become the biggest name in a new, underground league across the USA. With a stockpile of excess fuel to be burned and thousands of miles of the world's most challenging terrain uninhabited, racers set out to conquer the road, the environment, and each other.

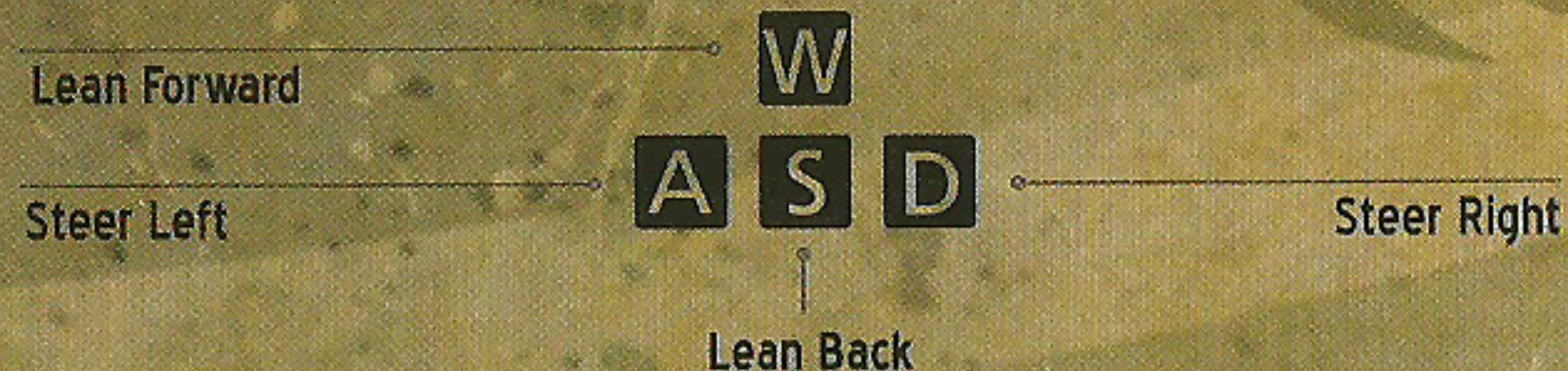
GAME CONTROLS

XBOX 360® CONTROLLER FOR WINDOWS

The default controller configuration is detailed below and can be changed from within the options menu.



KEYBOARD + MOUSE



Rotate Camera Left	←
Rotate Camera Right	→
Rotate Camera Up	↑
Rotate Camera Down	↓

The mouse can also be used to rotate the camera.


Change View	numpad 1
Menu	Esc
Map	R
Accelerate	Space Bar
Brake / Reverse	left Ctrl
Handbrake	numpad 0
Respawn	F
Hide / Show 3D GPS	Return

MENU INPUT

Previous Menu	T
Next Menu	Y
Up	↑
Down	↓
Left	←
Right	→

MENU OPTIONS

The following are available by accessing the MAIN menu.



MAP

This shows the Wastelands broken down into territories. Zoom into unlocked territories to see points of interest and travel directly to heliports. Territories are unlocked by earning sufficient stars by winning Career Races. Press **Y** to setup these places as GPS targets. The map screen also summarises your progression in each territory.

Scroll around with **LB**, use **LT** to zoom out and **RT** to zoom in. Place the cursor over a heliport then press **A** to go directly there.

OPTIONS

Customise the game settings according to your AV setup.

ONLINE

This is where you can access Free Ride, turning the FUEL map into a huge multiplayer playground, or set up Career races to invite your friends to take part.

PROFILE

This screen keeps track of your progress throughout the world and allows you to review all the cool things you have accomplished.

GARAGE

Here you can change your vehicle to any of those available. The amount of FUEL you have to spend is shown below the cost of each new vehicle. Review the attributes before deciding whether or not the vehicle you see is the right one for you.

Here you can also change the appearance of your vehicle, customising it with special liveries you have found in the environment.

DRIVER

Allows you to customise the look of your rider by modifying the gear worn on head, chest and legs, as well as skin colour.

PLAYER CAREER

FUEL is the biggest racing arena ever created. In this vast world of 14,400² kilometres / 5,000² miles you will find some of the most diverse terrain North America has to offer, all created from satellite data in stunning detail and with a view distance of an unprecedented 40 kilometres.

When you start a new game, you will be placed near the wreck of a former beauty spot, now home to the first group of racers you will encounter on your way to becoming the ultimate FUEL racing star.

This is just the first of the camps you will encounter as you traverse the world. You can return instantly to each one you have visited either through the career or through Free Ride.

When you arrive you can see the races available in the Career in this territory and on starting you can choose the difficulty in the form of medals. A lower medal means an easier race but less stars are awarded on coming first. No matter what difficulty medal is selected, a victory can only be achieved when ranking 1st.

Without enough stars you won't be able to access the Career events in the later territories.

RACE EXPERIENCE



Not only is the terrain diverse, but FUEL also delivers a huge range of driving experiences. Whether you are racing a muscle car down a mountain, or negotiating a tight circuit on a quad bike, you will need to drive with skill and courage to survive.

Each race has a start and end point, sometimes with checkpoints in between. Your goal is to get from one to the other.

Your MINI MAP on screen will show you where each objective is, as well as the different types of roads which you can take advantage of, since certain types of vehicle will perform better on road than off.

You may wish to risk a short cut to make up an advantage over your rivals, but given how open the terrain is you may find yourself worse off! If this happens and you don't wish to restart. Hold **Y** to be reset at a safe point

While the Career is there to help you get a snapshot of the world, it's only through exploration that it truly comes to life. During this part of the game, you can discover all the features of the world, including hidden bonuses. Look out for the following:

RACE CAMPS

- The hub of activity for the territory. You can start Career races and Challenge Races you have discovered from here. New camps are unlocked when you have earned enough stars.

CHALLENGE RACE

- Both many and varied, these are a great way to earn more FUEL.

LIVERY

- The US wastelands are a graveyard for many a FUEL challenger. Find and bash their wrecked vehicles in order to win a new look for your own ride.

VISTA

- Even in chaos, nature is beautiful. Find these pre-set points to collect some of the most spectacular views the world has to offer.

HELIPADS

- Helipads do not need to be found. They are automatically available when a player unlocks a zone.

CHALLENGES

Outside of the Career you will find hundreds of ways to test your 'driving skill' and earn more FUEL. Including...

SPEED RUN

- Get to the marker within the allotted time.

CHOPPER CHASE

- Negotiate the terrain to beat the helicopter to the finish point.

SEEK 'N' DESTROY

- Seek and take out adversaries.

RAID

- There ain't no roads where you're going!

BLITZ


- Reach your next objective within ever-tougher time limits.

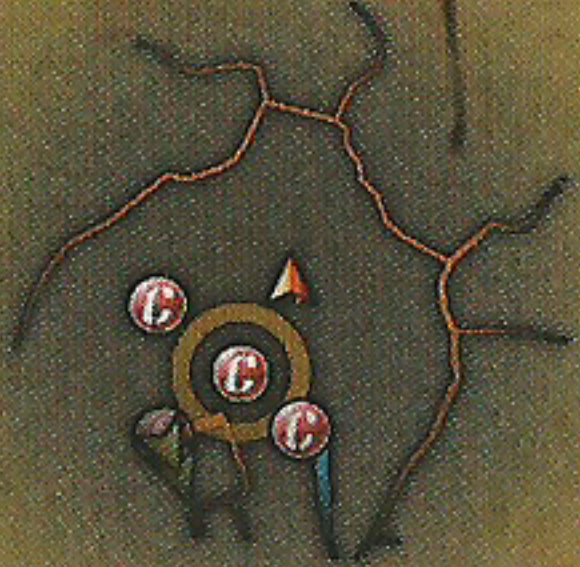
KNOCK OUT

- The last racer through each marker is eliminated from the race.

ENDURANCE

- The ultimate test of endurance and skill.






GPS

To help you find your way around, the route to your next objective is shown on screen in 3D. This could be a checkpoint, a finish line, or an object hidden in the environment. While this is the recommended route, as a FUEL veteran you will undoubtedly want to find your own way to success. The GPS can be toggled on and off at any time by pressing **B**.

DAMAGE METER

FUEL offers unprecedented freedom and in order to win you're going to have to calculate how daring you're prepared to be, especially for the higher medals. Ultimately exceeding the amount of damage you can take will destroy your vehicle and cost you. So while shortcuts are fun, you have to prove yourself up to the challenge.



VEHICLES

There are more than 70 playable vehicles in FUEL, each with its own personality and abilities. You can change at any time by accessing the Garage in the PAUSE menu, and buy new ones according to how much FUEL you have to spend.

The key to winning is to have a variety of vehicles at your disposal to cope with all the challenges that will come your way. A dirt bike will be nimble and able to cope with punishing off road terrain, but it's not going to be much help to you in a long asphalt road race against bigger more powerful vehicles.

Before selecting a vehicle, you can view its attributes to decide if it's the right one for you:

SPEED

- Relates to the maximum speed of the vehicle on its optimum surface.

ACCELERATION

- How quickly you can get off the line.

GRIP

- The less grip, the more skilled you will have to be in keeping it under control.

BRAKE

- How quickly you can bring your ride to a stop, which is important when a plunge to doom is just inches away.

RELIABILITY

- How resistant your vehicle is to damage.

ASPHALT

- How well suited the vehicle is to a primarily asphalt route.

OFFROAD

- How the vehicle performs when not on a road.

GAMES FOR WINDOWS - LIVE

Games for Windows - LIVE and Xbox LIVE® are part of the first and most comprehensive online entertainment network in the world, uniting gamers on Xbox 360® and select Games for Windows - LIVE titles. The LIVE service connects millions of gamers in 25 countries, making it easy for gamers to find friends, games, and entertainment on either platform. When you become a member of LIVE, you can see your Friends' games and activities, communicate with other members, and track gaming achievements. Become a Gold member to receive additional benefits, such as sending and receiving invitations to multiplayer games. Go to www.gamesforwindows.com/live for more information about LIVE and availability of LIVE in your region.

CONNECTING TO LIVE

To connect to Games for Windows - LIVE, you need a high-speed Internet connection and a gamertag. If you already have a gamertag, you have what you need to connect to Games for Windows - LIVE. If you don't have one, you can get one for free. To sign in or sign up, launch the game, then press the Home key. For more information, go to www.gamesforwindows.com/live.

FAMILY SETTINGS

Family Settings in Games for Windows - LIVE complement Windows Vista® parental controls. Manage your child's access and experience with easy and flexible tools. For more information, go to www.gamesforwindows.com/live/familysettings.

MULTIPLAYER

The entire world is available to race and explore if you have a connection to the internet and a LIVE Gold account.

Join Free Ride and you will be placed in one of the main territories within a group of other players exploring the world. As you drive around, you will encounter other players with whom you can communicate via a PC headset if you have one.

All Career Races can be played in multiplayer.

Custom races can also be played online with friends.



RACE EDITOR

Once you've found your favourite part of the Wastelands, you can create your own custom races and invite your friends to come and race them with you. The race editor contains numerous options to allow you to come up with a unique racing experience.

Firstly, choose the path for your race by setting start and end points. You can also now add checkpoints if you wish. The menus to edit your FUEL races are as follows::

CREATE RACE :

Your race will be saved and automatically numbered.

EDIT RACE :

Choose a previously saved race to edit it.

DELETE RACE :

Choose a previously saved race to delete it.

TRY RACE :

Try out your custom courses and races.

The race mode your custom race will use is determined automatically.

Weather and time of day for your race as well as the number of laps are specified upon creating the online session.

You can save up to 10 preset races to play with your friends online.

FUEL

FOR THE LATEST
GAME RELEASES AND NEWS VISIT
WWW.CODEMASTERS.COM

LIVE ACCESS CODE:

BINK
VIDEO

ASOBO
STUDIO

© 2008 The Codemasters Software Company Limited ("Codemasters"). All rights reserved. "Codemasters"® is a registered trademark owned by Codemasters. "Fuel"™ and the Codemasters logo are trademarks of Codemasters. Uses Bink Video. Copyright © 1997-2009 by RAD Game Tools, Inc. This product contains software technology licensed from GameSpy Industries, Inc. © 1999-2004 GameSpy Industries, Inc. GameSpy and the "Powered by GameSpy" design are trademarks of GameSpy Industries, Inc. All rights reserved. All other copyrights or trademarks are the property of their respective owners and are being used under license. Developed by Asobo Studios Sà.r.l. and published by Codemasters.

Windows, the Windows Vista Start button and Xbox 360 are trademarks of the Microsoft group of companies, and 'Games for Windows' and the Windows Vista Start button logo are used under license from Microsoft.

PFUELCDS05
767649402571

CUSTOMER SUPPORT

Codemasters Website

www.codemasters.com

Codemasters' website contains game patches, FAQs and an online version of our technical support knowledgebase. It also has a technical support request form that you can use to request assistance with this or any other Codemasters game.

Email

custservice@codemasters.com

Please include your DxDiag.txt file with a description of your problem. To do this with Windows XP click on 'Start', then 'Run' or with Windows Vista click the Windows button and use the search box. Now type DXDIAG and click 'OK'. This will display the DirectX Diagnostics screen. To send the results, simply click the "SAVE ALL INFORMATION" button and save this as a text (.txt) file. Now attach this file to your email.

Email support is provided 7 days a week.

Telephone / Fax

Before calling, ensure that you have checked our website for a possible solution and have read the FUEL™ help file which can be found on the FUEL™ DVD-ROM.

To access the help file:

1. Double-click on "MY COMPUTER" on your Windows Desktop.
2. Right-click on your DVD-ROM drive.
3. Left-click on "EXPLORE".
4. Double-click on "README.TXT".

Tel : (from within US) 646-432-6888
(from outside US) 0044 1926 816044

Lines are open:

8am - 1pm Mon-Wed-Fri Eastern Standard Time.
9am - 3pm Tue-Thur Eastern Standard Time.

Please ensure that you are in front of your PC before calling. Your PC should also be on and in a running state (i.e. not having just crashed). Calls may be recorded for training purposes.

Codemasters Postal Address

Customer Services, Codemasters Software Ltd,
PO Box 6, Royal Leamington Spa, Warwickshire, CV47 2ZT, United Kingdom.