

**WANT EASY ACCESS TO THE  
BEST BITS OF THE GAME?**

**CALL  
1900 990 0848**

**CALLS COST \$2.99 PER MINUTE.**

**OR LOG ONTO**

**WWW.CODEMASTERS.COM/BONUSCODES**

**CALL NOW AND GET INSTANT ACCESS TO...**

- > VEHICLE SET 1    > ALL TRACKS**
- > VEHICLE SET 2    > ALL SINGLE EVENTS**
- > VEHICLE SET 3    > ALL CHAMPIONSHIP  
EVENTS**
- > ALL LIVERIES**

**OR JUST PLAY THE CAREER MODE TO THE END!**

All game features unlocked with Bonus Codes are also available through playing the game. Please note cheats cannot be used during online gaming. Calls from mobiles vary. Calls last approx. 3 minutes. Callers must be over 16 and have permission from the bill payer. Prices correct at time of going to press. Service Provided by Premier Communications PO Box 177 Chesham HP5 1FL +44 1926 814132

**TO GET STARTED, FOLLOW THESE INSTRUCTIONS:**

- 1 DIRT will use the Codemasters Bonus Code Phone line. The game will have a 5 digit code unique to the console. Players will use this code when calling the Phone line, to gain access to each of the game's Bonus and Content Unlocks.
- 2 From the Main Menu of the game, players can access the Bonus Code screen via the Options Menu. From here the player will find the game's unique code, and be shown information about the Phone line.
- 3 Also on this screen will be a list of the available Bonus and Content Unlocks, each with a status On/Off. Initially all of these will be Off and the player will not be able to toggle them.
- 4 Players will have an option available to 'Enter Bonus Codes', upon selecting this a Virtual Keyboard will appear, allowing the player to enter the Code(s) they have. Now the player will be able to toggle the status of the Unlock(s) they have entered the Code(s) for.
- 5 Exiting the Options Menu will trigger the Auto save feature (if active). Players can at anytime then return to the Bonus Screen to toggle the status of the unlocks.

Please note: Hintline Bonus Codes are paid for through the cost of call and require a touch tone telephone. Obtaining Bonus Codes online requires a small fee paid by credit card.

**IMPORTANT:** Bonus Codes supplied are unique to your profile and/or console.

© 2006 The Codemasters Software Company Limited ("Codemasters"). All rights reserved. "Codemasters"® is a registered trademark owned by Codemasters. The Codemasters logo and "DIRT"™ are trademarks of Codemasters. All other copyrights or trademarks are the property of their respective owners and are being used under license. This game is NOT licensed with the FIA or any related company. Unauthorised copying, adaptation, rental, lending, re-sale, arcade use, charging for use, broadcast, cable transmission, public performance, distribution or extraction of this product or any trademark or copyright work that forms part of this product is prohibited. Developed and published by Codemasters. Microsoft, Xbox, Xbox 360, Xbox LIVE, and the Xbox logos are trademarks of the Microsoft group of companies.

PR107X3US05  
767649401550

# DIRT™



codemasters™

**⚠ WARNING** Before playing this game, read the Xbox 360 Instruction Manual and any peripheral manuals for important safety and health information. Keep all manuals for future reference. For replacement manuals, see [www.xbox.com/support](http://www.xbox.com/support) or call Xbox Customer Support.

### **Important Health Warning About Playing Video Games**

#### **Photosensitive Seizures**

A very small percentage of people may experience a seizure when exposed to certain visual images, including flashing lights or patterns that may appear in video games. Even people who have no history of seizures or epilepsy may have an undiagnosed condition that can cause these “photosensitive epileptic seizures” while watching video games.

These seizures may have a variety of symptoms, including lightheadedness, altered vision, eye or face twitching, jerking or shaking of arms or legs, disorientation, confusion, or momentary loss of awareness. Seizures may also cause loss of consciousness or convulsions that can lead to injury from falling down or striking nearby objects.

Immediately stop playing and consult a doctor if you experience any of these symptoms. Parents should watch for or ask their children about the above symptoms—children and teenagers are more likely than adults to experience these seizures. The risk of photosensitive epileptic seizures may be reduced by taking the following precautions: Sit farther from the screen; use a smaller screen; play in a well-lit room; and do not play when you are drowsy or fatigued.

If you or any of your relatives have a history of seizures or epilepsy, consult a doctor before playing.

## **CONTENTS**

<b>GAME INTRODUCTION</b>	<b>1</b>
<b>CONTROLLER SETUPS</b>	<b>1</b>
<b>MENU NAVIGATION</b>	<b>3</b>
<b>CREATE YOUR DRIVER PROFILE</b>	<b>4</b>
<b>THE GAME SCREEN</b>	<b>5</b>
<b>DRIVING VIEWS</b>	<b>7</b>
<b>RACE DISCIPLINES</b>	<b>9</b>
<b>DIFFICULTY LEVELS</b>	<b>11</b>
<b>CAREER</b>	<b>13</b>
<b>RALLY CHAMPIONSHIP</b>	<b>14</b>
<b>RALLY WORLD</b>	<b>15</b>
<b>REPLAYS</b>	<b>15</b>
<b>CO-DRIVER CALLS</b>	<b>16</b>
<b>DRIVING TECHNIQUES</b>	<b>17</b>
<b>DAMAGE</b>	<b>19</b>
<b>CAR SETUP</b>	<b>19</b>
<b>OPTIONS</b>	<b>21</b>
<b>CONNECT TO XBOX LIVE®</b>	<b>22</b>
<b>SPECIAL THANKS</b>	<b>24</b>
<b>THANKS</b>	<b>24</b>
<b>CREDITS</b>	<b>24</b>
<b>SOFTWARE LICENSE AGREEMENT &amp; WARRANTY</b>	<b>31</b>
<b>CUSTOMER SUPPORT</b>	<b>32</b>



# GAME INTRODUCTION

WELCOME TO DIRT™, THE NEXT GENERATION IN THE ACCLAIMED COLIN MCRAE RALLY SERIES. YOU'RE IN FOR MUCH MORE THAN JUST RALLYING HERE, WITH SIX RACE DISCIPLINES TO COMPETE IN, INCLUDING SOME OF THE MOST EXTREME FORMS OF OFF-ROAD RACING IN THE WORLD.

# CONTROLLER SETUPS

IF NONE OF THESE 4 PRESETS SUIT YOUR DRIVING STYLE, SIMPLY ENTER THE CONTROLS PORTION OF THE OPTIONS MENU FROM THE DIRT MAIN MENU TO CUSTOMISE THE CONTROLLER TO YOUR PREFERENCES.

## PRESET 1



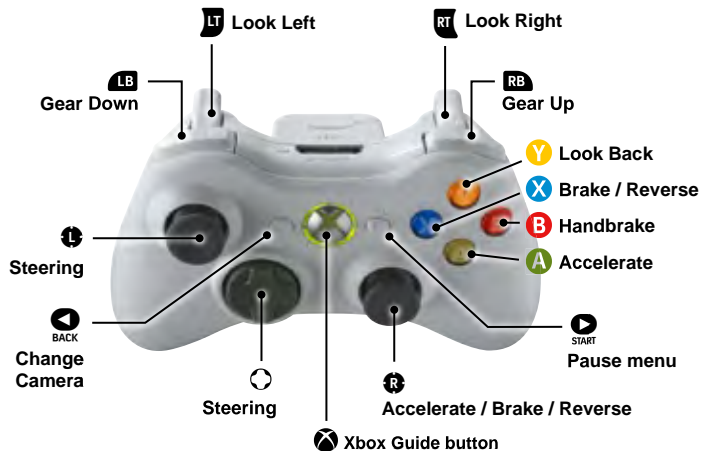
## PRESET 2



## PRESET 3



## PRESET 4



## MENU NAVIGATION

USE THE DIRECTIONAL PAD OR LEFT STICK TO NAVIGATE THE MENUS, PRESS **A** TO CONFIRM/SELECT OR **B** TO CANCEL/BACK UP. ON MOST MENU SCREENS THERE ARE ADDITIONAL OPTIONS AVAILABLE ON THE **X** OR **Y** BUTTONS, SIMPLY LOOK TO THE BUTTON BAR AT THE BOTTOM OF THE SCREEN TO SEE THE AVAILABLE OPTIONS. USE THE RIGHT STICK TO ROTATE THE MENU PANES.

### Help

Look out for help on some screens, assigned to the **Y** button.

Press this button to hear extra information or advice about the current screen content. For example on the Car Setup screen, Travis advises on the best way to configure each set up option.

## WHEEL PRESET 1



## CREATE YOUR DRIVER PROFILE

**THE FIRST THING YOU NEED TO DO FROM THE PRESS START SCREEN IS CREATE A DRIVER PROFILE. SIMPLY FOLLOW THE ON SCREEN INSTRUCTIONS TO ENTER YOUR DRIVER NAME AND SELECT YOUR NATIONALITY.**

## AUTOSAVE

If you have a hard drive or memory card for your Xbox 360, select 'Autosave On' to enable automatic game saving, to record all of your fastest laps and other important driving statistics.

### Note:

If you select 'Autosave Off' this can be updated at a later date from the Options menu.





# THE GAME SCREEN

THERE IS A LOT OF USEFUL INFORMATION CONTAINED IN THE ON SCREEN DISPLAY TO HELP YOU TRACK YOUR PROGRESS AS YOU RACE. BEWARE THERE ARE SLIGHT DIFFERENCES BETWEEN GAME MODES.

## POINT TO POINT RACES



## CIRCUIT RACES



- 1 - Tachometer
- 2 - Current Speed
- 3 - Current Gear
- 4 - Turbo Gauge
- 5 - Odometer
- 6 - Change Gear Light
- 7 - Rev Limit Light
- 8 - Progress Bar
- 9 - Progress Marker
- 10 - Race Time
- 11 - World Record
- 12 - Co-Driver Arrows
- 13 - Warning Message
- 14 - Damage Icons
- 15 - Circuit Map
- 16 - Current Lap
- 17 - Race Position
- 18 - Split Times
- 19 - Proximity Arrows

## DRIVING VIEWS

ONCE IN THE GAME, YOU HAVE SIX CAMERA VIEWS TO CHOOSE FROM. WHEN YOU KNOW YOUR FAVORITES, YOU CAN GO TO THE PAUSE MENU AND DE-ACTIVATE UP TO FIVE CAMERAS TO REDUCE THE CHANGE CAMERA CYCLE.



Close Chase Cam



Far Chase Cam



Bumper Cam



Bonnet Cam



Dashboard Cam



Helmet Cam

## REAR VIEW

Each of the game cameras has a 'Look Back' function, found by default on the **Y** button. Press this button to get a rear facing view of your car in action.

When in Helmet Cam, pressing the **Y** button performs the 'Look to Mirror' function, showing you a closer view of the rear view mirror.

**Note:**

Not all cars have a rear view mirror, in which case the 'Look Back' function is used.



# RACE DISCIPLINES

IN DIRT, THERE ARE SIX RACING DISCIPLINES TO GET TO GRIPS WITH;



## RALLY

Home to such champions as Colin McRae and Travis Pastrana, rallying is the pinnacle of the off-road racing scene. Race point-to-point on challenging stages set in six countries; Germany, Spain, Italy, Japan, Australia and the United Kingdom.




## CROSSOVER

Crossover is derived from the Super Special Stages found in Rally events. Race head-to-head around a 2-lane circuit. In the knockout events, compete through quarter and semi-final heats to get to the final.



## RALLYCROSS

Rallycross is the European based sport of racing on circuits combining both on and off-road elements. The competition is fierce and action-packed, with the tracks comprising the pick of the best from the UK and France.




## RALLY RAID

Race world class Rally Raid vehicles head-to-head on long off road circuits in the USA. Based in Otay Valley, California, this is the home of off-road racing in America.



## CORR

Championship Off-Road Racing is America's greatest short track off road series, with Super Buggies, Class 1 buggies and Pro-4 trucks all hitting the dirt. Race Crandon, Bark River and Chula Vista from the official series.



## HILL CLIMB

The most extreme of the disciplines sees you racing 850bhp monsters uphill to the peak of the mountain. Practice on the Windy Point Hill Climb before attempting the big one on America's mountain, the Pikes Peak International Hill Climb.





## DIFFICULTY LEVELS

**THE GAME CONTAINS FIVE LEVELS OF DIFFICULTY FOR YOU TO ATTEMPT. START OUT ON THE LOWER LEVELS AND WHEN YOU FEEL CONFIDENT, MOVE UP TO A HARDER DIFFICULTY TO MAKE SURE YOU'RE COMPETING WITH EQUAL OPPONENTS.**

### ROOKIE

Rookie Difficulty is for novice drivers with minimal Rally driving experience. Opponents will have a similar lack of experience so will be easy to beat with little or no practice.

**MECHANICAL DAMAGE:** Very Low  
**TERMINAL DAMAGE:** Off  
**OPPOSITION SKILL:** Very Easy

### CLUBMAN

Clubman Difficulty is for drivers with limited Rally driving experience. Opponents at this level will be a little tougher, but still not unbeatable.

**MECHANICAL DAMAGE:** Low  
**TERMINAL DAMAGE:** On  
**OPPOSITION SKILL:** Easy

### AMATEUR

Amateur Difficulty is for drivers with moderate Rally driving experience. Opponents at this level will provide a solid challenge for drivers not up to speed.

**MECHANICAL DAMAGE:** Medium  
**TERMINAL DAMAGE:** On  
**OPPOSITION SKILL:** Medium

### PRO-AM

Pro-Am Difficulty is for more experienced Rally drivers. Opponents will provide a tough challenge requiring skill to be beaten.

**MECHANICAL DAMAGE:** High  
**TERMINAL DAMAGE:** On  
**OPPOSITION SKILL:** Hard

### PRO

Professional Difficulty is for highly experienced Rally drivers. Opponents at this level will be World class and will be very hard to beat.

**MECHANICAL DAMAGE:** Very High  
**TERMINAL DAMAGE:** On  
**OPPOSITION SKILL:** Very Hard

#### Note:

The harder the Difficulty level you choose in Career mode, the more money you will win.





## CAREER

THE CAREER MODE IS THE PLACE TO TEST YOUR SKILLS IN THE ENTIRE RANGE OF RACING THAT DIRT™ HAS ON OFFER. START OUT IN A RANGE OF STANDARD VEHICLES TO GET INTO THE GROOVE, AND DEVELOP INTO A WORLD CLASS OFF-ROAD CHAMPION, READY TO ENTER THE FINAL 'CHAMPION OF CHAMPIONS' EVENT.

### POINTS

Finish in the top six in any event and you'll win points. Your points tally will determine which events become available to you as you make your way through each tier of the career pyramid.

1st = 10pts	3rd = 6pts	5th = 4pts
2nd = 8pts	4th = 5pts	6th = 2pts

### MONEY

Finish on the podium in any event and you'll win money. The amount you win will be determined by the event you are in and the difficulty level you are playing at.

### BUYING CARS

Use your money to buy new cars to enable you to enter more events.

### BUYING LIVERIES

Once you own some cars, buy new liveries to make your car stand out.

## RALLY CHAMPIONSHIP

THE RALLY CHAMPIONSHIP IS THE CLASSIC COLIN MCRAE RALLY MODE. ENTER THE EUROPEAN, INTERNATIONAL OR GLOBAL CHAMPIONSHIPS AND RACE FWD, 4WD, RWD AND CLASSICS ACROSS ALL SIX RALLY COUNTRIES IN AN ATTEMPT TO BECOME THE ULTIMATE CHAMPION.

### EUROPEAN CHAMPIONSHIP

The European Championship comprises of events in the UK, Italy and Germany.

### INTERNATIONAL CHAMPIONSHIP

The International Championship comprises of events in Japan, Australia and Spain.

### GLOBAL CHAMPIONSHIP

The Global Championship comprises of events from both the European and International rallies combined.



## RALLY WORLD

THE RALLY WORLD IS WHERE YOU PLAY WITH ALL OF THE CARS AND TRACKS YOU HAVE UNLOCKED IN THE CAREER MODE.

### SINGLE RACE

In this mode you can race on a single track against AI opponents.

### SINGLE EVENT

In this mode you can race through a single event from the Career mode.

### TIME TRIAL

In this mode you can practice on any track to set some fastest laps.

## REPLAYS

After each race, you will be able to watch a full replay to see how well you have driven. You have full control over the Replay; fast forward, rewind and even slow motion! You can also switch from the TV style replay cameras to any of the in game cameras.

**Note:** A hard drive must be connected to your Xbox 360 for replays to be enabled.

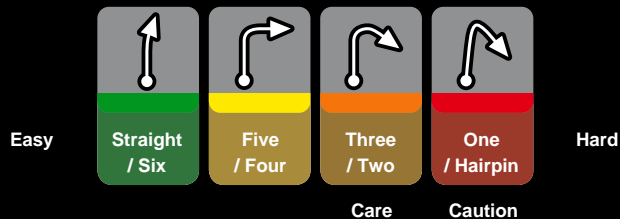
## CO-DRIVER CALLS

IN THE RALLY AND RALLY RAID MODES, YOUR CO-DRIVER WILL GUIDE YOU THROUGH EACH TRACK, HELPING YOU RACE AT TOP SPEED BY GIVING YOU ADVANCED NOTICE OF THE UPCOMING FEATURES OF THE COURSE, BE IT CORNERS, JUNCTIONS OR JUMPS.

THE CORNER CALLS ARE NUMERICAL, WITH THE LOWER THE NUMBER THE SHARPER THE TURN. IN MANY CASES THE NUMBER REFERS TO THE IDEAL GEAR THE CAR SHOULD BE IN TO TACKLE THE TURN. FOR '6' TURNS, THIS CAN MEAN IT CAN BE TAKEN AT FULL SPEED RATHER THAN HAVING TO BE IN 6TH GEAR.

THE ON-SCREEN CORNER ICONS ARE ALSO COLOR CODED TO GIVE A MORE IMMEDIATE VISUAL CLUE OF WHAT IS AHEAD.

**Note:** By default, the stage map will be shown during a race. Alternatively co-driver arrows can be selected from the OSD section of the Pause menu.



## DRIVING TECHNIQUES



### RACING LINE

The racing line is the fastest route through a track. Driving on the racing line sets you up better for entering and exiting corners and allows you to carry as much speed as possible through corners, therefore maintaining a higher average speed.



### UNDERSTEER

Understeer is when your car doesn't turn enough through a bend. This is common on front wheel drive cars, but is also caused by carrying more speed into a corner than your tires or the road can cope with.



### OVERSTEER

Oversteer is the opposite of understeer and means your car turns too much through a bend, resulting in the rear end sliding out of line. This is common in rear wheel drive cars but can also be caused by your rear tires not having enough traction on the road for the speed you are carrying.



### POWER OVERSTEER

Power Oversteer is the technique of forcing the rear end of your car to slide out by accelerating into a bend on a loose surface. This causes weight shift and the momentum of this helps bring the car around the turn in a smaller arc, saving time and maintaining speed. Use Power Oversteer to navigate sharp turns.



### POWER SLIDE

The power slide is similar to Power Oversteer, but is the technique of forcing the whole car into a slide through a bend, rather than just the rear end. This is the most efficient way of taking an open bend whilst maintaining speed. Use Power Slides on wider roads and 5-6 turns.



### SCANDINAVIAN FLICK [PENDULUM]

The most famous technique used by rally drivers is the Scandinavian Flick or Pendulum. This technique involves steering away from a turn before turning quickly back into it. This unbalances the car, causing the rear end to pendulum around whilst also maintaining speed as you navigate the turn. Use the Scandinavian Flick on narrow roads and 3-4 turns.



### HANDBRAKE TURN

For hairpin bends, it is essential to master the handbrake turn. This is the technique of using the handbrake to lock the rear wheels, forcing the rear end to swing out, turning the car in a very small arc. Use handbrake turns on narrow roads and 1-2 turns.



# DAMAGE

**THERE ARE NINE PARTS OF YOUR CAR THAT CAN BE DAMAGED. EACH OF THESE AFFECTS HOW YOUR CAR WILL DRIVE. ONCE IN THE SERVICE AREA AFTER A RACE, YOU WILL HAVE TIME TO REPAIR DAMAGED PARTS ON YOUR CAR.**

During a race, you can see how damaged each of these areas of the car is by pressing Start to enter the Pause menu.



If you severely damage a part of your car, the corresponding icon will slide on screen on the right hand side during a race. The icons will change color the more damage the car receives, from yellow through to red. Highlighting areas of your car that are close to being destroyed.

Below are the nine damageable areas and their icons.



Engine



Tail Pipe



Cooling



Gearbox



Driveshaft



Wheels



Bodywork



Suspension



Turbo

# CAR SETUP

**WHEN IN THE SERVICE AREA BEFORE OR AFTER A RACE, YOU WILL BE ABLE TO CONFIGURE A NUMBER OF PARAMETERS ON YOUR CAR. CAREFUL SETUP OF THE CAR CAN ENHANCE ITS PERFORMANCE AND HELP TO IMPROVE YOUR LAP TIMES.**

**REFER TO THE HELP TEXT AVAILABLE IN GAME FOR MORE INFORMATION ON EACH OF THESE SETTINGS.**

## TIP:

When you are happy with your Rally Car Setup, try it out on one of the Shakedown stages to see how good it really is before heading into full competition.

## WHEELS

Set the Camber and alter the Toe Angle.

## BRAKES

Choose the Brake Pad and Disc Set and alter the Brake Bias.

## SUSPENSION SPRINGS

Set the Suspension Stiffness and change the Ride Height.

## DIFFERENTIALS

Where applicable, set the Central Differential Bias and adjust the Limited Slip Differentials.

## SUSPENSION DAMPING

Set the Rebound and Bump limits for the Dampers.

## DOWNFORCE

Adjust the cars Downforce by changing the angle of the front and rear spoilers.

## TRANSMISSION

Pick the Final Drive and set the Gear Ratios.

## ANTI-ROLL

Where applicable, adjust the Anti Roll Bar settings.

## SAVING CAR SETTINGS

If you have a save device connected to your Xbox 360 you can save up to five car setups per vehicle. These can then be loaded for future events and races.





## OPTIONS

**FROM THE OPTIONS MENU ON THE MAIN MENU YOU CAN ACCESS THE FOLLOWING GAME RELATED SETTINGS:**

### PROFILE SETTINGS

From the Profile Setting menu you can edit details of your driver profile, including enabling or disabling the autosave and configuring your default vehicle transmission preference. You can also save your game profile or load an alternate previously saved game profile. Only one save game per gamer tag is allowed.

### CONTROLLER SETUP

From the Controller Setup menu you can select one of the controller presets or customise the controller setup to your personal preference.

#### Note:

See the Controller guide pages at the front of the manual for easy access to the controller setups.

### OSD

From here you can enable or disable elements of the in game On Screen Display.

### SOUND

From here you can control the volume levels for the Sound Effects, Speech and Music. You can also select the sound output type [stereo/surround/headphone].

### BONUS CODES

From here you can access your unique Secret Access Code and enter Bonus Codes to unlock locked features of the game.

#### Note:

See the reverse of this manual for more information on the Bonus Code system.

## CONNECT TO XBOX LIVE®

**PLAY ANYONE AND EVERYONE, ANYTIME, ANYWHERE ON Xbox LIVE®. BUILD YOUR PROFILE (YOUR GAMER CARD). CHAT WITH YOUR FRIENDS. DOWNLOAD CONTENT AT XBOX LIVE MARKETPLACE. SEND AND RECEIVE VOICE AND VIDEO MESSAGES. GET CONNECTED AND JOIN THE REVOLUTION.**

### CONNECTING

Before you can use Xbox LIVE, connect your Xbox 360™ console to a high-speed Internet connection and sign up to become an Xbox LIVE member. For more information about connecting, and to determine whether Xbox LIVE is available in your region, go to [www.xbox.com/live](http://www.xbox.com/live).

### FAMILY SETTINGS

These easy and flexible tools enable parents and caregivers to decide which games young game players can access based on the content rating. For more information, go to [www.xbox.com/familysettings](http://www.xbox.com/familysettings).

### WORLD RANKING

Every player on Xbox LIVE is ranked according to their rating points. Winning against other players can increase your rating points and improve your World Ranking position.

#### Note:

Exiting a world ranked game while racing is regarded as retirement and rating points will be deducted.

### LEADERBOARDS

When you are connected to Xbox LIVE, your in-game leaderboards will automatically be updated with your own personal scores against the online community and updates of world records for each track or event.

When you achieve a new personal record for a stage, event or lap, you will be informed at the end of the race and the new record will be automatically updated to the online leaderboard.

### 100 PLAYER ONLINE MODE

In DiRT you can take part in online races with up to 100 people at the same time on a Rally or Hill Climb stage. To do this, go to the Xbox LIVE option in the Multiplayer Menu [if connected] and follow the onscreen instructions.



## SYSTEM LINK

If you have your Xbox 360 connected to a network, you can create or join a System Link game session that works in the same way as the Xbox LIVE mode, competing on Rally or Hill Climb stages.

## NETWORK OPTIONS

From the Multiplayer Menu, configure your network settings to get the best from the multiplayer modes.

## SPECIAL THANKS

Colin McRae, Travis Pastrana, Jason Plato, Jean-Eric Freudiger, Campbell Roy, Dave Paveley DPRS.

## THANKS

### MANUFACTURERS:

Audi AG, Automobiles Peugeot, Automobiles Citroen, BMW AG, Fiat Auto S.p.A., Ford Motor Company, Fuji Heavy Industries Limited, General Motors Corporation, General Motors Europe AG, Group Lotus PLC, Land Rover, Mitsubishi Motors Corporation, Nissan Motor Co. Ltd., Renault Merchandising & Renault s.a.s, Suzuki Sport Co. LTD, Toyota Motor Corporation, Volkswagen AG.

### TEAMS:

Aaron Hawley, Astra S.r.l., Eduardo Veiga's Team, Fenomenon Ltd., Greaves-Kincaid Motorsports Potawatomi Race Team, Ickler Motorsports, Kamaz Inc., Kenneth Hansen Motorsport ABMB Motorsports, McMillin Racing, Millenworks, PACCAR Inc., Rally Raid UK, Scott Schwalbe, Stagecoach Diesel Motorsports, Subaru Rally Team USA, Team Renezeder.

### CIRCUITS:

Circuit des Ducs Essay, Crandon International Off-Road Raceway, Croft Circuit, Kielder Forest, Knockhill Racing Circuit, Pikes Peak International Hill Climb, Windy Point,

### SPONSORS:

A&I (Peco) Acoustics Ltd, Akrapovič d.o.o., Alpinestars S.p.A., Arai Helmet (Europe) B.V., Auto Inparts Ltd, Autocar Electrical Equipment Co. Ltd, Autotronic, Avo UK Ltd, Bell Sports Inc., BF Goodrich, BK Racing Ltd, Black Diamond Performance, Blitz UK, BMC s.r.l, BP p.l.c, BPM Sports, Brembo S.p.A., Bridgestone Corporation, Castrol Limited, Compomotive Automotive 73 Ltd, Continental, Collins Performance Engineering, Cooper-Avon Tyres Limited, Dastek UK, DC Shoes Inc., EBC Brakes Freeman Automotive UK Ltd, EPTG Ltd. / Power Engineering, Falken Tire Corporation, Federal Mogul Corporation, Fidanza Engineering Corporation, Forge Motorsport Inc., Glaxo Smith Kline, Goodridge (UK) Ltd, Good Year, Heinrich Eibach GmbH, Hella, Holset Turbochargers, Janspeed Performance Exhaust Systems, Koni BV, Kumho Tyres, Leda Suspension Ltd, Lucas Oil Products Inc., Magneti Marelli Holding S.p.A., Max-Torque Ltd, Michelin, Milltek (UK) Ltd, No Fear, Omex Technology Systems Ltd, OMP Racing S.r.l., Oz S.p.A., Pace Products (Anglia) Ltd, Penske Racing Shocks, Peter Lloyd Rallying, Pflitzner Performance Gearbox, Pipercross Ltd, Quickshift Racing, Raceparts (U.K.) Ltd, Recaro GmbH & Co. KG, Red Bull GmbH, Red Dot Racing, Remus Innovation, ReVerie Ltd, Royal Philips Electronics, RT Quail Engineering Ltd, Scorpion Exhausters Ltd, Shell Brands International AG, Simpson Performance Products, Skyjacker Suspensions, SPA Design Ltd, Sparco S.p.A., Stilo S.r.l., Superchips Inc., Superchips Ltd., Supersprint S.r.l., Tag Heuer, ThyssenKrupp Bilstein GmbH, TMD Friction, Total U.K. Ltd., Toyo Tyre (UK), Valeo, Valvoline, Xtrac Limited.

### ADDITIONAL THANKS:

Christian Edstrom, CORR, The Forestry Commission, Adam Parsons.

## CREDITS

### VICE PRESIDENT

### CODEMASTERS

### STUDIOS

Gavin Chestre

### EXECUTIVE PRODUCER

Gavin Raeburn

### SENIOR PRODUCER

Clive Moody

### PRODUCER

Alex Grimbley

### GAME DESIGN

Matthew Horsman

Brian Coller

Jamie Adamson

Paul Coleman

Paul Lovell

### ART MANAGEMENT

Jorge Hernandez-Soria

Michael Rutter

Nathan Fisher

### PROGRAMMERS

Ben Knight

Adam Askew

Giannis Ioannou

Hugh Lowry

Paiven Hussain

Rob Mann

Adam Johnson

James Manning

Graham Watson

Andrew Shenton

Gareth Thomas

Gary Buckley

Michael Bailey

Robin Bradley

John Longcroft-Neal

Adam Sawkins

Alex de Rosée

Karl Hammarling

Matt Craven

Paul Penson

Richard Batty

Will Stones

Alan Roberts

Alan Jardine

Andrew Sage

Malcolm Coleman

Robert Pattenden

Fredrik Mäkeläinen

Scott Stephen

Ben Wittart van Hoogland

Tamas Szezenecski

Alasdair Martin

Liam Murphy

Nic Meider

Michael Nimmo

David Dempsey

John Watkins

### ARTISTS

Peter Rodgway

Andria Wirren

Gyanam O'Sullivan

Khusphal Kalai

Steve Jackson

Ken Jarvis

Ricki Berwick

Adam Hill

Iain Douglas

Joe Bradford

Lee Piper

Oscar Soper

Mark Hancock

Seth Brown

Nick Phillips

Richard Thomas

Steve Tsang

Pratt Jones

Martin Wood

Andrew Callling

Tom Wibley

Jorge Hernandez-Soria

Paul Edwards

Ben Siddons

Dermot Murphy

Iain McFadden

Philip Cox

Christian McMorran

Matt O'Connor

Peter Santina

Colin Smyth

Adam Batham

Neil Bruder

Daniel Oxford

Simon Enstock

Jim Vickers

Stephane Wiederkehr

James Horn

### ART MANAGERS

Rachel Weston

Nick Pain

### ARTISTS

### CODEMASTERS KL

Maxime Villandre

Jason Butterley

Chee Shyong Lau

Kam Wai Chan

Chuan Zui Choo

David, Ban Huat Khaw

Kuan Teck Ho

Eugene, Tuan Keat Hong

Karen, Cheng Leng Loh

Roy, Fook Loy Lee

Ka Hal Lee

Soon Aik Lim

Ying Jie Lim

Swee Hee Ling

Yaw Yee Loo

Hang Chuan Lor

Sharive Tan

Syamil Bin Abd Latif

Jacob, Eng Hong Tan

Kean Wood Tan

Jia Shyan Teh

Kew Chee Wong

Yee Hsien Wong

Jun Voon Yap

Wei Siong Young

Wai Mun Yap

Jack, Chee Ket Thum

Adrick, Kha Hoo Leong

Kelvin, Wai Kien Chin

Hua Li Hang

Cheong Weng Chin

(IT support engineer)



**LEVEL DESIGNERS**

Jason Wakelam  
Graham Bromley  
Jason Evans  
Lee Niven  
Glenn McDonald  
Kristian Alder-Byrne

**PROJECT PLANNING MANAGER**

Steve Eccles

**OUTSOURCE MANAGER**

Darren Campion

**TECHNICIAN**

Matt Turner

**AUDIO MANAGEMENT**

Will Davis  
Stafford Bawler

**AUDIO**

Simon Goodwin  
Andy Grier  
John Davies

**ADDITIONAL SOUND DESIGN:**

Gregg Hill - Soundwave Concepts

**ADDITIONAL RECORDING**

David Wyman

**VOICE RECORDING**

Mike Caplan - LunFox Studios  
Aaron Marks - Onyourmark Studio

**VOICE ARTISTS**

Travis Pastrana  
Jon Jones  
Pierre-Alain de Garrigues  
Pascal Sanchez  
Luigi Rosa  
Marco Baltarotti  
Mario Hassert  
Stefan Wilhelm  
Jose Angel Fuentes  
Cesar Diaz

**LOCALIZATION MANAGER**

Daniel Schaeffers

**TRANSLATORS**

Sebastien Lizon  
Sebastian Sorroche Jurado  
Annalisa D'Alati  
Rafael Jagielski

**LOCALIZATION SERVICES**

Binari Sonori

**MUSIC**

"Forever" by Flicker Music  
(p) & © 2006 Cavendish Music Co Ltd

"Slasis" by Henry Jackman  
(p) & © 2006 West One Music Ltd

"Rough Road" by Carsten Wegener/Timo Hohnholz  
(p) & © 2006 Primmtime Productions Ltd

"Crystal Spear" by Chris Birkett, James Birkett and Robin Key  
(p) & © 2006 Gung Ho Music Ltd

"Live and Loud" by the Cherry Colas  
(p) & © 2006 Bruton Music Ltd

"The Beast" by Bonesaw  
(p) & © 2006 West One Music Ltd

"What's Inside?" by Bonesaw  
(p) & © 2006 West One Music Ltd

"Thoughts of you" by Paul Borg  
(p) & © 2006 West One Music Ltd

"Like a Drug" by Galileo Seven and Dre Zagan  
(p) & © 2006 West One Music Ltd

"Breakbeat Hustle" by Richard Lewis  
(p) & © 2006 West One Music Ltd

"Electro Vendetta" by Jay Price  
(p) & © 2006 West One Music Ltd

"Push" by Bret Levick & Sven Spieker  
(p) & © 2006 Killer Tracks and Soundcast Music

"Electro Vendetta" by Jay Price  
(p) & © 2006 West One Music Ltd

"Push" by Bret Levick & Sven Spieker  
(p) & © 2006 Killer Tracks and Soundcast Music

**ADDITIONAL ASSISTANCE**

Mick Wood  
Norman Gault and Angela Humphrey (NGM services), Shiroki Sakaguchi (Suzuki Motorsport Japan), Gilbert Grosso  
Lisa Johnson and Neil Jones (Mira)

Mike Ryan  
Dave Blogs  
Pete Goodwin  
Ian Minnett  
Dan Peacock  
Carlo Vogelsang  
Pete Harrison  
Sam Dicker  
Jason Page  
Scott Sellon

**CENTRAL TECHNOLOGY**

Alex Tyler  
Andrew Dennison  
Brant Nicholas  
Bryan Black  
Bryan Marshall  
Csaba Berenyi  
David Burke  
Leigh Bradburn  
Nick Trout  
Peter Akahurst  
Ryan Wallace  
Simon Goodwin

**LEGAL**

Julian Ward  
Daniel Doherty

**LICENSING**

Toby Heap  
Peter Hansen-Chambers

**BRAND**

Guy Pearek

**MARKETING**

Nicky Hewitt  
Sarah Brockhurst

**MARKETING SERVICES**

Michael Flood  
Dave Alcock  
Barry Cheney  
Pete Matthews  
Andy Hack

**WEBSITE TEAM**

**DIRECTOR, INTERNET AND ONLINE SERVICES**  
Adam Hance

**DESIGN**

Cheryl Bissell  
James Bonshor  
Andy Buchan  
Mark Stevens  
Trevor Summers

**PROGRAMMING**

David Felton  
Lee Ward  
Nicholas Johnson  
Nick McAuliffe

**COMMUNITY AND WEBSITE EDITORS**

Rich Tysoe  
Peer Lawther

**RESEARCH**

Rosetta Rizzo  
Richard Field  
Steve Freestidge

**QA MANAGER**

Eddy di Luccio

**QA TEAM LEADER**

Steven Stamps

**SENIOR QA TECHNICIANS**

Ross Hunter  
Richard Bailey

**QA TECHNICIANS**

Adriano Rizzo  
Amrjiti Sohal  
Shiroki Sakaguchi (Suzuki Motorsport Japan), Andrew Stanley  
Darryl Bickley  
Darren Hassett  
Filippo Rizzo  
Jason Leckie  
Matthew Boland  
Neil Atkinson  
Paul Clark  
Ricky O'Toole  
Robert Bourriakis  
Robin Fassmore  
Simon Williams  
Stuart Ellison  
Sukhdese Thandi

**COMPLIANCE AND CODE SECURITY MANAGER**

Gary Cody

**PLATFORM COMPLIANCE LEADS**

Ben Fell  
Martin Hawkins  
Neil Martin

**COMPLIANCE TECHNICIANS**

Kevin Blakeman  
Tom Cleesall  
Richard Pickering

**ONLINE QA TEAM LEADER**

Jonathan Treacy

**ONLINE QA**

Andrew Morris  
Anthony Moore  
Robert Young  
Gethan Pathiraja  
Gerard McAuley  
Michael Wood

**STICK MAN STUDIOS**

LiZ Darling  
James Clarke  
Matthew Leach  
Edward Rothwell

**ADDITIONAL ART**

**DHRUVA INTERACTIVE**  
CAR LEAD:  
Balamourugan Sivaram

**QA TEAM LEADS:**  
Bijoy Thomas  
Mounesh B  
Manoj Venkataratnam G.

**CAR ARTISTS:**

Arjun Rajan  
Jagadish BV  
Manas Gountia  
Marjunath P  
Pushpender Singh  
Renju Theerakathu  
Sanki Ghosh  
Suniti Kumar  
Swaroop Adinarayana  
Vishweshwarayya P Hiremath

**TRACK LEAD:**

Mukund Rao

**TRACK SU LEADS:**

Sunil Patil  
Abhinja Bagamane

**TRACK ARTISTS:**

Ajay Leo  
Anil Kulkarni  
Arjun Rajan  
Balamourugane  
Balamourugan Sivaram  
Bijoy Thomas  
Dinesh Kumar  
Ganesan, A  
Georgy Louis  
Jagadish BV  
Jariq Bahadur Rana  
Jins Joseph  
Josh Mark Premnath  
Prashant Suyal  
Rajesh S. N.  
Sathish Kumar K

**AURORA**

**LEADS:**  
Malesh Mattennavar  
Thiru Mohan  
Alok Nishank

**CAR & LIVERY SU LEAD:**

Prashanth Gonsalves

**CAR ARTISTS:**

Seshagiri Pamula  
Shinhar V  
Raj Mohan  
Kamalakart Mateti  
Sateesh K  
Asit Ghadge

**CAR LIVERY ARTIST:**

Marjunath Pattar

**TRACKS SU LEADS:**

Sourav Panda  
Suresh Kumar

**TRACK ARTISTS:**

Ajay Aggarwal  
Fani kiran  
M Balasubrahmanyam  
Vivek Manoharan  
Vikas Vartak  
Balamourugane P  
Pranav Calcuttawala  
Aashish Rathod  
Someshkhar G T  
Debashish Das  
Anant Poyrekar  
Gopal Krishna  
Mohand D  
Shambhavi Shukla

**STICK MAN STUDIOS**

Harvey Greensall  
Simon Neville

**GLASS EGG****ENVIRONMENTS****PRODUCER**

Thuy Nguyen Le

**PRODUCER ASSISTANT**

Tu Long

**ART DIRECTOR**

Rob Cianchi

**ART DIRECTOR ASSISTANT**

Anh Mai Nguyen

**TECHNICAL DIRECTOR**

Nam Nguyen

**TECHNICAL ASSISTANT**

King Nguyen

**CARS****PRODUCER**

Dung Tran

**ART DIRECTOR**

Darren Power

**ART DIRECTOR ASSISTANT**

Thuy Vo

**TECHNICAL MANAGER**

Kha Ta

**ARTISTS**

Thinh Nguyen ( Leader )  
Hue Le  
Ly Nguyen  
Suong Le  
Nguyen Vo  
Dieu Lu  
Thuong Tran  
Hoa Phung  
Minh Chau Le  
Quyen Dao  
Anh Pham  
Duc Chu Nguyen  
Hoa Nguyen  
Hung Tran  
Khanh Le  
Liem Ngo  
Nghiep Phung  
Quan Pham  
Quyen Tang  
Quynh Vu  
Suong Nguyen  
Tan Tran  
Thao Vo  
Truc Giang  
Tuyen Nguyen  
Uyen Nguyen  
Van Nguyen  
Huong Xuan Nguyen

Mau Tran  
Bao Pham  
Dinh Tran  
Hung Doan  
Minh Le  
Phuong Ho  
Trang Nguyen  
Thanh Mai  
Tham Mai  
Binh Dang  
Chuung Tran  
Danh Nguyen  
De Do  
Dieu Lu  
Au Tran  
Duc Nguyen  
Dung Huynh  
Hai Nguyen  
Hung Tran  
Hung Vo  
Huong Nguyen  
Lam Nguyen  
Loan Nguyen  
Phung La  
Phuoc Nguyen  
Triet Nguyen  
Ngan Tran  
Nhi Nguyen  
Phong Huynh  
Tri Ly  
Tan Nguyen  
Tao Trung  
Thu Tran  
Xuyen Vo  
Truc Giang  
Tuan Nguyen  
Tuan Nguyen  
Tuyen Nguyen  
Uyen Nguyen  
Van Nguyen  
Vi Lam  
Vinh Nguyen  
Xuan Thieu  
Yen Pham

**LIVERY**

Quang Nguyen  
Linh Huynh  
Giang Ho  
Trang Pham  
Tri Tran  
Uyen Dao

**RALLY PACE NOTES**

Andy Bull

In association with Ingenious Games



AUDI, Trademarks, design patents and copyright are used with the approval of the owner Audi AG. BF Goodrich® Tires Trademarks are used under license from Michelin Group of Companies. Uses Bink Video. Copyright (C) 1997-2002 by RAD Game Tools, Inc. The BMW Logo, the BMW wordmark and the BMW model designations are Trademarks of BMW AG and are used under license. BP ULTIMATE and the ULTIMATE livery are trade marks and are used with permission from BP p.l.c. CASTROL name and logos are trademarks of Castrol Limited, used under license. FIAT LANCIA, Lancia and Fiat cars, car parts, car names, brands and associated imagery featured in this game are intellectual property rights including trademarks and / or copyrighted materials of Fiat Auto S.p.A. Under license from Fiat Auto S.p.A. Ford Oval and 1979 Ford Escort Mark II are registered trademarks owned and licensed by Ford Motor Company manufactured by or on behalf of Codemasters. www.ford.com. FEDERAL-MOGUL, CHAMPION, FERODO and MOOG are trademarks and are reproduced with the permission of the Federal-Mogul Corporation. General Motors Corporation's CHEVROLET SILVERADO, all related Emblems and vehicle body designs are General Motors Trademarks used under license to Codemasters. The CITROËN Logo, the CITROËN wordmark and the CITROËN model designations are Trademarks of CITROËN and are used under license. Land Rover, 2004 Freelander and the Land Rover Logo are trademarks owned and licensed by Land Rover © 2007 Land Rover. LOTUS SPORT ELISE MK1 Approved and Licensed Product of Group Lotus plc. Copyright © 1994-2007 Lua.org, PUC-Rio, LUCOZADE, LUCOZADE ENERGY and the LUCOZADE Logo are trade marks of the GlaxoSmithKline Group of companies and are used under license with the permission of GlaxoSmithKline. MITSUBISHI, Lancer Group N Evo IX, L200 Triton, Pajero Evo II names, emblems and body designs are trademarks and/or intellectual property rights of MITSUBISHI MOTORS CORPORATION and used under license to Codemasters. "NISSAN" Manufactured under license from NISSAN MOTOR CO., LTD. General Motors Europe AG's OPEL CORSA and SAAB 9-3 T16, all related Emblems and vehicle body designs are Opel trademarks / Saab Automobile AB trademarks used under license to Codemasters. Peugeot trademarks and logo and body design are the intellectual property of Automobiles Peugeot and are used under licence by Codemasters. RENAULT official License Products are vehicle models and trademarks protected by intellectual property laws. Used with permission from RENAULT. All rights reserved. RECARO is used by way of license received from RECARO GmbH & Co. KG, Kirchheim/Teck, Federal republic Germany. The RED BULL trademarks and DOUBLE BULL DEVICE are trademarks of Red Bull GmbH and used under license. Red Bull GmbH reserves all rights therein and unauthorised uses are prohibited. SHELL, Trademarks and colour schemes used under license from Shell. TOYOTA, CELICA, TACOMA, TUNDRA and all other associated marks, emblems and designs are intellectual property rights of Toyota Motor Corporation and used with permission. "VALVOLINE" The marks are used under license from VALVOLINE, a division of Ashland Inc. VOLKSWAGEN AG, Trademarks, design patents and copyrights are used with the permission of the owner Volkswagen AG.

REDEFINING YOUR STANDARDS




AURORA™ 7500

AURORA™ m9700

[WWW.ALIENWARE.COM/DIRT360](http://WWW.ALIENWARE.COM/DIRT360) 1.800.ALIENWARE

Alienware can not be held responsible for errors in photography or typography. Actual case may vary in design. Availability may change without notice. Alienware, Alienware Alien head logo and Aurora are registered trademarks or trademarks of Alienware Corporation. All rights reserved. All other registered trademarks and trademarks are the property of their respective owners.



Ready for Action.



The new Impreza WRX STI at [subaru.com](http://subaru.com)



# CSKAutoParts.com

## Buy It Online, Pick It Up Today!

- More than 1,000,000 parts and accessories
- Pay with confidence on a secure site
- Receive your online order today. Pick up available at most store locations.
- Easy Returns & Exchanges
- Free shipping for orders over \$50. See website for details.



Auto Accessories, Tools &  
Equipment, Performance  
Parts, Hot Deals, Books &  
Repair Manuals, Truck  
Accessories, Chemicals & Fluids

## We Got It!

**CHECKER**  
AUTO PARTS

**KRAGEN**  
AUTO PARTS

**SCHUCK'S**  
AUTO SUPPLY

**MURRAY'S**  
DISCOUNT AUTO STORES.

## NOTES



# CUSTOMER SUPPORT

	Email	Tel
<b>English</b>	custservice@codemasters.com	0870 75 77 881 or from outside of the UK: 00 44 1926 816 044
Codemasters Software Co., PO Box 6, Royal Leamington Spa, Warwickshire, CV47 2ZT, UK.		
<b>Français</b>	serviceclientele@codemasters.com	+44 1926 816066
Codemasters Software Co., PO Box 6, Royal Leamington Spa, Warwickshire, CV47 2ZT, UK.		
<b>Deutsch</b>	kundendienst@codemasters.com	+44 1926 816065 Es gilt die Gebührenordnung für Auslandsgespräche.
Codemasters Software Co., PO Box 6, Royal Leamington Spa, Warwickshire, CV47 2ZT, UK.		
<b>Italiano</b>	www.dde.it/contatti/assistenza/	199 106 266
<b>Nederlands</b>	benelux_support@codemasters.com	+44 (0)1926 816 044 Engels, Frans en Duits alleen gesproken
<b>Español</b>	stecnico@atari.com	902 10 18 67
<b>USA</b>	custservice@codemasters.com	00 44 1926 816 044 (UK)

[www.codemasters.com](http://www.codemasters.com)

